



California

Forms & Instructions

541

2015

Fiduciary Income Tax Booklet

Members of the Franchise Tax Board

Betty T. Yee, Chair
Jerome E. Horton, Member
Michael Cohen, Member

This booklet contains:

Form 541, California Fiduciary Income Tax Return

Schedule D (541), Capital Gain or Loss

FTB 3885F, Depreciation and Amortization

Schedule J (541), Trust Allocation of an Accumulation Distribution

Schedule K-1 (541), Beneficiary's Share of Income, Deductions, Credits, etc.

Form 541-ES, Estimated Tax for Fiduciaries

Form 541-T, California Allocation of Estimated Tax Payments to Beneficiaries

FTB 3563, Payment for Automatic Extension for Fiduciaries



For more information regarding e-file, go to ftb.ca.gov and search for **fiduciary efile**.



State of California
Franchise Tax Board

Table of Contents

Instructions for Form 541	2
What's New	2
Credit Chart	15
Form 541, California Fiduciary Income Tax Return	17
Schedule D (541), Capital Gain or Loss	21
FTB 3885F, Depreciation and Amortization	23
Schedule J (541), Trust Allocation of an Accumulation Distribution	25
Instructions for Schedule J (541)	27
Schedule K-1 (541), Beneficiary's Share of Income, Deductions, Credits, etc	29
Beneficiary's Instructions for Schedule K-1 (541)	31
Instruction for Schedule K-1 (541)	33
Schedule K-1 Federal/State Line References	35
Form 541-ES, Estimated Tax for Fiduciaries	36
Instructions for Form 541-ES	39
Form 541-T, California Allocation of Estimated Tax Payments to Beneficiaries	41
Instructions for Form 541-T	42
FTB 3563, Payment for Automatic Extension for Fiduciaries	43
How to Get California Tax Information	44

2015 Instructions for Form 541

California Fiduciary Income Tax Return

References in these instructions are to the Internal Revenue Code (IRC) as of **January 1, 2015**, and to the California Revenue and Taxation Code (R&TC).

What's New

New Voluntary Contributions – You may contribute to the following new funds:

- State Children's Trust Fund for the Prevention of Child Abuse.
- Prevention of Animal Homelessness & Cruelty Fund.

Payments and Credits Applied to Use Tax –

For taxable years beginning on or after January 1, 2015, if a fiduciary includes use tax on its income tax return, payments and credits will be applied to use tax first, then towards franchise or income tax, interest, and penalties. For more information, see General Information Q, California Use Tax and Specific Instructions.

Natural Heritage Preservation Credit – For qualified contributions made on or after January 1, 2015, the credit carryover period has been extended to 15 years or until exhausted, whichever occurs first. Any unused credits remaining before January 1, 2015, will remain subject to an eight-year carryover provision. In addition, the period for when a qualified contribution is made, for which a tax credit will be allowed, has been extended to June 30, 2020.

College Access Tax Credit – For taxable years beginning on or after January 1, 2014, and before January 1, 2018, the College Access Tax Credit can reduce tax below the tentative minimum tax (TMT). Get form FTB 3592, College Access Tax Credit, for more information.

Financial Incentive for Seismic Improvement – For taxable years beginning on or after July 1, 2015, taxpayers can exclude from gross income any amount received as a loan forgiveness, grant, credit, rebate, voucher, or

other financial incentive issued by the California Residential Mitigation Program or the California Earthquake Authority to assist a residential property owner or occupant with expenses paid, or obligations incurred, for earthquake loss mitigation.

Disaster Losses – For taxable years beginning on or after January 1, 2014, and before January 1, 2024, taxpayers may deduct a disaster loss for any loss sustained in any city, county, or city and county in California that is proclaimed by the Governor to be in a state of emergency. For these Governor-only declared disasters, subsequent state legislation is not required to activate the disaster loss provisions. Additional information can be found in the instructions for California form FTB 3805V.

General Information

In general, for taxable years beginning on or after January 1, 2015, California law conforms to the Internal Revenue Code (IRC) as of January 1, 2015. However, there are continuing differences between California and federal law. When California conforms to federal tax law changes, we do not always adopt all of the changes made at the federal level. For more information, go to ftb.ca.gov and search for **conformity**. Additional information can be found in FTB Pub. 1001, Supplemental Guidelines to California Adjustments, the instructions for California Schedule CA (540 or 540NR), and the Business Entity tax booklets.

For updates regarding federal acts go to ftb.ca.gov and search for **conformity**.

The instructions provided with California tax forms are a summary of California tax law and are only intended to aid taxpayers in preparing their state income tax returns. We include information that is most useful to the greatest number of taxpayers in the limited space available. It is not possible to include all requirements of the California Revenue and Taxation Code (R&TC) in the tax booklets. Taxpayers should not consider the tax booklets as authoritative law.

A Important Information

e-filing – The Franchise Tax Board (FTB) offers e-filing for fiduciaries filing Form 541, California Fiduciary Income Tax Return. Check with the software provider to see if they support fiduciary (estate or trust) e-filing.

New Employment Credit – For taxable years beginning on or after January 1, 2014, and before January 1, 2021, the New Employment Credit (NEC) is available to a qualified taxpayer that hires a qualified full-time employee on or after January 1, 2014, and pays or incurs qualified wages attributable to work performed by the qualified full-time employee in a designated census tract or economic development area, and receives a **tentative credit reservation** for that qualified full-time employee. In addition, an **annual certification of employment** is required with respect to each qualified full-time employee hired in a previous taxable year. In order to be allowed a credit, the qualified taxpayer must have a net increase in the total number of full-time employees in California. Any credits not used in the taxable year may be carried forward up to five years. If a qualified employee is terminated within the first 36 months after beginning employment,

the employer may be required to recapture previously taken credits. For more information, get form FTB 3554, New Employment Credit or go to ftb.ca.gov and search for **nec**.

Repeal of Geographically Targeted Economic Development Area Tax Incentives – The California legislature repealed and made changes to all of the Geographically Targeted Economic Development Area (G-TEDA) Tax Incentives. Enterprise Zones (EZ) and Local Agency Military Base Recovery Areas (LAMBRA) were repealed on January 1, 2014. The Targeted Tax Areas (TTA) and Manufacturing Enhancement Areas (MEA) both expired on December 31, 2012. For more information, go to ftb.ca.gov and search for **repeal tax incentives**.

California Competes Tax Credit – For taxable years beginning on and after January 1, 2014, and before January 1, 2025, the California Competes Tax Credit is available to businesses that want to come to California or stay and grow in California. Tax credit agreements will be negotiated by the Governor's Office of Business and Economic Development (GO-Biz) and approved by the California Competes Tax Credit Committee. The California Competes Tax Credit only applies to state income or franchise tax. Taxpayers who are awarded a contract by the committee will claim the credit on their income or franchise tax returns using credit code 233. The credit can reduce tax below the tentative minimum tax. Any credits not used in the taxable year may be carried forward up to six years. For more information, get form FTB 3531, California Competes Tax Credit or go to the GO-Biz website at business.ca.gov or ftb.ca.gov and search for **ca competes**.

Like-Kind Exchanges – California requires taxpayers who exchange property located in California for like-kind property located outside of California, and meet all of the requirements of the IRC Section 1031, to file an annual information return with the FTB. For more information, get form FTB 3840, California Like-Kind Exchanges, or go to ftb.ca.gov and search for **like kind**.

Unrelated Business Taxable Income – California law conforms, as modified, to the federal provisions for charitable remainder annuity trusts and charitable remainder unitrusts by providing that the trust's income shall be tax-exempt, except for any unrelated business taxable income (UBTI). The trust is taxable on the UBTI. For more information get Form 541-B, Charitable Remainder and Pooled Income Trusts.

Financial Incentive for Turf Removal – For taxable years beginning on or after January 1, 2014, and before January 1, 2019, taxpayers can exclude from gross income any amount received as a rebate, voucher, or other financial incentive issued by a local water agency or supplier for participation in a turf removal water conservation program.

Penalty Assessed by Professional Sports League – For taxable years beginning on or after January 1, 2014, an owner of all or part of a professional sports franchise will not be allowed a deduction for the amount of any fine or penalty paid or incurred, that was assessed or imposed by the professional sports league that includes that franchise.

Election to Waive Carryback – Any taxpayer entitled to a carryback period pursuant to IRC Section 172(b)(3) may elect to relinquish/waive the entire carryback period with respect to an NOL incurred in the 2015 taxable year. By making the election, the taxpayer is electing to carry an NOL forward instead of carrying it back in the previous two years.

To make the election, check the box in Part I under Section C – Election to Waive Carryback, of form FTB 3805V, and attach form FTB 3805V to the tax return. For more information, get form FTB 3805V.

Elimination of Tax Clearance Requirement – Effective on or after January 1, 2014, California no longer requires any estate to obtain a Tax Clearance Certificate.

Single-Sales Factor Formula – For taxable years beginning on or after January 1, 2013, R&TC Section 25128.7 requires all business income of an apportioning trade or business, other than an apportioning trade or business under R&TC Section 25128(b), to apportion its business income to California using the single sales factor formula. For more information, get Schedule R, Apportionment and Allocation of Income, or go to ftb.ca.gov and search for **single sales factor**.

Market Assignment – For taxable years beginning on or after January 1, 2013, R&TC Section 25136 requires all taxpayers to assign sales, other than sales of tangible personal property, using market assignment. For more information, get Schedule R or go to ftb.ca.gov and search for **market assignment**.

Backup Withholding – With certain limited exceptions, payers that are required to withhold and remit backup withholding to the Internal Revenue Service (IRS) are also required to withhold and remit to the FTB on income sourced to California. If the estate or trust (payee) has backup withholding, the estate or trust (payee) must contact the FTB to provide a valid taxpayer identification number, before filing the tax return. Failure to provide a valid taxpayer identification number may result in a denial of the backup withholding credit. For more information, go to ftb.ca.gov and search for **backup withholding**.

Nonresident Group Tax Returns

A corporation may file a group nonresident tax return on behalf of certain electing nonresident individuals who receive wages, salaries, fees, or other compensation from that corporation for director services performed in California, including attendance of board of directors' meetings in California. For more information, get FTB Pub. 1067, Guidelines for Filing a Group Form 540NR.

Providing California and Federal Returns

The FTB may request a copy of California or federal returns that are subject to or related to a federal examination. Generally, the California statute of limitations is four years from the due date of the return or from the date filed, whichever is later. However, the statute is extended in situations in which an individual or a business entity is under examination by the IRS.

The FTB recommends keeping copies of returns and records that verify income, deductions, adjustments, or credits reported, for at least the minimum time required under the statute of limitations. However, some records should be kept much longer.

Fiduciaries may be required to produce documentation substantiating the claimed basis of any assets sold, exchanged, transferred, or distributed regardless of the original acquisition date.

California Disclosure Obligations

If the fiduciary was involved in a reportable transaction, including a listed transaction, the fiduciary may have a disclosure requirement. Attach the federal Form 8886, Reportable Transaction Disclosure Statement, to the back of the California return along with any other supporting schedules. If this is the first time the reportable transaction is disclosed on the tax return, send a duplicate copy of the federal Form 8886 to the address below. The FTB may impose penalties if the trust fails to file federal Form 8886, or any other required information.

TAX SHELTER FILING
ATSU 398 MS F385
FRANCHISE TAX BOARD
PO BOX 1673
SACRAMENTO CA 95812-9900

For more information, go to ftb.ca.gov and search for **disclosure obligation**.

Claim of Right

If the fiduciary had to repay an amount that was included in income in an earlier year, under a claim of right, the fiduciary may be able to deduct the amount repaid from its income for the year in which it was repaid. Or, if the amount the fiduciary repaid is more than \$3,000, the fiduciary may be able to take a credit against its tax for the year in which it was repaid. For more information, see the Repayments section of federal Publication 525, Taxable and Nontaxable Income.

Internet Access

You can download, view, and print California tax forms and publications at ftb.ca.gov.

California Tax Service Center

For additional business tax information, go to taxes.ca.gov. This website is sponsored by the Board of Equalization (BOE), the Employment Development Department (EDD), the FTB, and the IRS.

State Agencies Websites

Access other California state agency websites at ca.gov.

B Purpose

Use Form 541 if any of the following apply to report:

- Income received by an estate or trust
- Income that is accumulated or currently distributed to the beneficiaries
- An applicable tax liability of the estate or trust
- File an amended tax return for the estate or trust

A fiduciary includes a trustee of a trust including a qualified settlement fund, or an executor, administrator, or person in possession of property of a decedent's estate.

For taxation purposes, a trust will generally be regarded as a separate entity. However, if there is an unlawful shifting of income from the individual who has earned that income to a trust, the trust will not be treated as a separate entity. The income will be taxed to the individual who earned the income. If the individual establishing the trust has a substantial ability to control the assets, all of the income will be taxed to that individual. Deductions of personal living expenses by an individual or trust is not allowed unless specifically allowed by the R&TC and the IRC.

C Who Must File

Do not file Form 541 if there are no California fiduciaries, California noncontingent beneficiaries, or California sourced income.

Nonresidents or Part-year Residents. See the instructions for Schedule G, California Source Income and Deduction Apportionment, on page 14. Also, get FTB Pub. 1100, Taxation of Nonresidents and Individuals Who Change Residency.

Foreign Estates or Trusts. If the estate or trust filed a federal Form 1040-NR, U.S. Nonresident Alien Income Tax Return, **do not** file Form 540NR, California Nonresident or Part-Year Resident Income Tax Return. File Form 541 and allocate the income and deductions where there is a California resident fiduciary or resident non-contingent beneficiary. See the Schedule G instructions on page 14 for more information.

Decedent's Estate. The fiduciary (or one of the fiduciaries) must file Form 541 for a decedent's estate if any of the following apply:

- Gross income for the taxable year of more than \$10,000 (regardless of the amount of net income)
- Net income for the taxable year of more than \$1,000
- An alternative minimum tax liability

Trust. The fiduciary (or one of the fiduciaries) must file Form 541 for a trust if any of the following apply:

- Gross income for the taxable year of more than \$10,000 (regardless of the amount of net income)
- Net income for the taxable year of more than \$100
- An alternative minimum tax liability

Simple trusts that have received a letter from the FTB granting exemption from tax under R&TC Section 23701d are considered to be corporations for tax purposes and may be required to file Form 199, California Exempt Organization Annual Information Return. See the back cover, "Where to Get Tax Forms and Publications."

Nonexempt charitable trusts described in IRC Section 4947(a)(1) must file Form 199.

Trusts described in IRC Section 401(a) may be required to file an exempt organization return. Get Form 109, California Exempt Organization Business Income Tax Return, for more information.

Optional Filing Methods for Certain Grantor Trusts.

The FTB will accept the optional reporting requirements stated in federal Treasury Regulation Section 1.671-4(b)(2).

Real Estate Mortgage Investment Conduit (REMIC) Trust. A REMIC is a special vehicle for entities that issue multiple classes of investor interests backed by a fixed pool of mortgages. Get the instructions for federal Form 1066, U.S. Real Estate Mortgage Investment Conduit (REMIC) Income Tax Return, for more information. The fiduciary (or one of the joint fiduciaries) must file Form 541 and pay an annual tax of \$800 for a REMIC that is governed by California law, qualified to do business in California, or has done business in California at any time during the year.

A REMIC trust is not subject to any other taxes assessed on this form. Attach a copy of federal Form 1066 to the back of the completed Form 541.

Bankruptcy Estate. The fiduciary must file Form 541 for the estate of an individual involved in bankruptcy proceedings under Chapter 7, 11, or 12 of Title 11 of the United States (U.S.) Code if the estate has one of the following:

- Gross income for the taxable year of more than \$10,000 (regardless of the amount of net income)
- Net income for the taxable year of more than \$1,000
- An alternative minimum tax liability

Taxation of Bankruptcy Estate of an Individual.

The bankruptcy estate that is created when an individual debtor files a petition under either chapter 7 or 11 of Title 11 of the U.S. Code is treated as a separate taxable entity. A trustee or a debtor-in-possession administers the bankruptcy estate. If the bankruptcy court later dismisses the bankruptcy, the individual debtor is treated as if the bankruptcy petition had never been filed.

A separate taxable entity is not created if a partnership or corporation files a petition under any chapter of Title 11 of the U.S. Code.

Every trustee (or debtor-in-possession) for an individual's bankruptcy estate under chapter 7 or 11 of Title 11 of the U.S. Code must file a return if the estate has one of the following:

- Gross income for the taxable year of more than \$10,000 (regardless of the amount of net income)
- Net income for the taxable year of more than \$1,000

If a tax return is required, the trustee or debtor in possession completes Form 540, California Resident Income Tax Return, and figures the tax using the tax rate schedule for a married person filing separately. In the top margin of Form 540, write "Attachment to Form 541. DO NOT DETACH." Enter on Form 541, line 28 the total tax from Form 540, line 64, and complete the rest of Form 541.

The filing of a tax return for the bankruptcy estate **does not** relieve the individual debtor of their individual tax obligations.

Electing Small Business Trust (ESBT).

An election by the trustee pursuant to IRC Section 1361 to be an electing small business trust for federal purposes is treated as an election by the trustee for California purposes. No separate election for California purposes is allowed. Any election made applies to the taxable year of the trust in which the election is made and all subsequent years of the trust unless revoked with the consent of the FTB.

Qualified Subchapter S Trusts (QSST). The portion of a trust holding S corporation stock related to an IRC Section 1361(d) election cannot use the simplified reporting method for grantor trusts. As a result, the trust must apply all of the following:

- File a complete Form 541
- Indicate that it is a QSST treated as a grantor trust
- Provide a separate Schedule K-1 (541), Beneficiary's Share of Income, Deductions, Credits, etc. to the beneficiary showing that all of the income from the S corporation stock related to the election is taxable to the beneficiary

Qualified Settlement Fund (including designated settlement fund).

The fiduciary must file Form 541 for a qualified settlement fund (print "QSF" in red at the top of Form 541, Side 1), as defined under IRC Section 468B if any of the following apply:

- The court or government agency supervising the administration of the fund is in California.
- The fund receives or expects to receive income from California sources, (i.e., income from real or tangible personal property located in California and income from intangible personal property with a business or taxable situs in California.)

A qualified settlement fund is taxed under the Corporate Tax Code and is subject to different tax rates than trusts and estates. Qualified settlement funds are not subject to the Mental Health Services Tax.

Qualified Funeral Trusts. Special rules apply to the taxation of qualified funeral trusts for trustees that elect to use these rules. For details, get Form 541-QFT, California Income Tax Return for Qualified Funeral Trusts.

Regulated Investment Companies (RIC) and Real Estate Investment Trusts (REIT).

If the fiduciary filed a federal Form 1120-RIC, U.S. Income Tax Return for Regulated Investment Companies, or a federal Form 1120-REIT, U.S. Income Tax Return For Real Estate Investment Trusts, file Form 100, California Corporation Franchise or Income Tax Return, instead of Form 541. See the back cover, "Where to Get Tax Forms and Publications."

Federal and State Fiduciary Forms

If the fiduciary filed federal Form:	Then the fiduciary should file California Form:
706	N/A
990T	109
990PF	199
1040NR	541
1041	541
1041-A	541-A
5227	541-B

- **Form 706**, United States Estate (and Generation-Skipping Transfer) Tax Return, to figure estate tax imposed by Chapter 11 of the IRC on the decedent's estate. It also computes the generation-skipping transfer tax imposed by Chapter 13
- **Form 990T**, Exempt Organization Business Income Tax Return (and proxy tax under section 6033(e))
- **Form 990PF**, Return of Private Foundation or Section 4947(a)(1) Trust Treated as Private Foundation

- **Form 1040-NR**, U.S. Nonresident Alien Income Tax Return. Used for filing nonresident alien fiduciary (estate and trust) federal returns
- **Form 1041**, U.S. Income Tax Return for Estates and Trusts
- **Form 1041-A**, U.S. Information Return Trust Accumulation of Charitable Amounts. Used to report information on charitable contributions as required by IRC Section 6034 and related regulations
- **Form 5227**, Split-Interest Trust Information Return. Used to report financial activities of charitable remainder trusts, pooled income funds, and charitable lead trusts
- **Form 109**, California Exempt Organization Business Income Tax Return
- **Form 199**, California Exempt Organization Annual Information Return
- **Form 541**, California Fiduciary Income Tax Return
- **Form 541-A**, Trust Accumulation Of Charitable Amounts. Used to report a charitable or other deduction under IRC Section 642(c), or for charitable or split-interest trust
- **Form 541-B**, Charitable Remainder and Pooled Income Trusts

D Definitions

Get federal Form 1041, U.S. Income Tax Return for Estates and Trusts, for information about any of the following:

- Beneficiaries
- Fiduciaries
- Decedent's estates
- Simple trusts
- Income required to be distributed currently
- Income, deductions, and credits in respect of a decedent
- Distributable net income (DNI)
- Complex trusts
- Bankruptcy estates
- Grantor-type trusts
- Pooled income funds

E Additional Forms the Fiduciary May Have to File

In addition to Form 541, the fiduciary must file a separate Schedule K-1 (541) or an FTB-approved substitute for each beneficiary.

Schedule K-1 (541) line items are similar to the federal Schedule K-1 (Form 1041), Beneficiary's Share of Income, Deductions, Credits, etc. See Schedule K-1 Federal/State Line References chart on page 35, and Specific Line Instructions when completing Schedule K-1 (541).

Trusts that only hold assets related to an IRC Section 1361(d) election should include all of the trust's items of income and deductions on the Schedule K-1 (541) of the beneficiary who made the election and should write "QSST" across the top of the Schedule K-1 (541) (the trust is treated as a grantor trust with respect to such beneficiary).

Trusts that hold assets related to an IRC Section 1361(d) election and other assets not related to an IRC Section 1361(d) election should provide its beneficiary or beneficiaries with separate Schedules K-1 (541). One for the income and deductions from the assets related to the IRC Section 1361(d) election and one for the income and deductions from the other assets. The Schedule K-1 (541) for the income and deductions for the IRC Section 1361(d) assets

should include all of the trust's items of income and deductions from such assets. Write "QSST" across the top of the Schedule K-1 (541).

Substitute Schedule K-1 (541). If the estate or trust does not use an official FTB Schedule K-1 (541) or a software program with an FTB-approved Schedule K-1 (541), it must get approval from the FTB to use a substitute form.

You may also be required to file one or more of the following:

- **Form 540**, California Resident Income Tax Return
- **Form 540NR**, California Nonresident or Part-Year Resident Income Tax Return (Long or Short)
- **Form 541-A**, Trust Accumulation of Charitable Amounts
- **Form 541-B**, Charitable Remainder and Pooled Income Trusts
- **Form 541-ES**, Estimated Tax for Fiduciaries
- **Form 541-T**, California Allocation of Estimated Tax Payments to Beneficiaries
- **Form 592**, Resident and Nonresident Withholding Statement
- **Form 592-B**, Resident and Nonresident Withholding Tax Statement
- **Form 592-F**, Foreign Partner or Member Annual Return
- **Form 593**, Real Estate Withholding Tax Statement
- **Schedule J (541)**, Trust Allocation of an Accumulation Distribution
- **Schedule P (541)**, Alternative Minimum Tax and Credit Limitations – Fiduciaries
- **Form FTB 4800**, Federally Tax-Exempt Non-California Bond Interest and Interest-Dividend Payments Information Media Transmittal *
- **Federal Forms 1099 (series)**

*Entities paying interest to California taxpayers on non-California municipal bonds that are held by California taxpayers, are required to report interest payments aggregating \$10 or more. Information returns and form FTB 4800 are due on or before June 3, 2016.

F Period Covered by the Tax Return

File Form 541 for calendar year 2015 or a fiscal year beginning in 2015. Only trusts exempt from taxation under IRC Section 501(a) or a charitable trust described under IRC Section 4947(a)(1) and estates may have a fiscal year. If the fiduciary does not file a calendar year tax return, it must enter the taxable year in the space at the top of Form 541.

For estates, the date of death determines the end of the decedent's taxable year and the beginning of the estate's taxable year. The first taxable year for the estate may be any period of 12 months or less that ends on the last day of a month.

G When to File

File Form 541 by the 15th day of the 4th month following the close of the taxable year of the estate or trust. For calendar year estates and trusts, file Form 541 and Schedules K-1 (541) by April 18, 2016.

When the due date falls on a weekend or holiday, the deadline to file and pay without penalty is extended to the next business day.

Due to the Emancipation Day holiday on April 16, 2016, tax returns filed and payments mailed or submitted on April 18, 2016, will be considered timely.

If Form 541 cannot be filed by the filing due date, the estate or trust has an additional six months to file without filing a written request for extension. However, to avoid late-payment penalties, the tax liability must be paid by the original due date of the tax return. This also applies to REMICs that are subject to an annual \$800 tax.

If an extension of time to file is needed but an unpaid tax liability is owed, use form FTB 3563, Payment for Automatic Extension for Fiduciaries, that is included in this tax booklet.

If the tax return is not filed by the extended due date, delinquent filing penalties and interest will be imposed on any tax due from the original due date of the tax return.

The 2015 Form 541 may be used for a taxable year beginning in 2016 if both of the following apply:

- The estate or trust has a taxable year of less than 12 months that begins and ends in 2016.
- The 2016 Form 541 is not available by the time the estate or trust is required to file its tax return. However, the estate or trust must show its 2016 taxable year on the 2015 Form 541 and incorporate any tax law changes that are effective for taxable years beginning after December 31, 2015.

A qualified settlement fund is treated as a corporation for filing and reporting purposes and should file its California income tax return by the 15th day of the 3rd month following the close of the taxable year, normally March 15th. The corporation must attach a copy of the federal Form 1120-SF, U.S. Income Tax Return for Settlement Funds (under Section 468B), and any statements or elections required by Treasury Regulations to Form 541.

H Paid Preparer Authorization

If the fiduciary wants to allow the paid preparer to discuss the 2015 tax return with the FTB, check the "Yes" box in the signature area of the tax return. Also print the paid preparer's name and telephone number.

If the "Yes" box is checked, the fiduciary is authorizing the FTB to call the designated paid preparer to answer any questions that may arise during the processing of its tax return. The fiduciary is also authorizing the paid preparer to:

- Give the FTB any information that is missing from the tax return.
- Call the FTB for information about the processing of the tax return or the status of any related refund or payments.
- Respond to certain FTB notices about math errors, offsets, and tax return preparation.

The fiduciary is not authorizing the paid preparer to receive any refund check, bind the estate or trust to anything (including any additional tax liability), or otherwise represent the estate or trust before the FTB.

The authorization will automatically end no later than the due date (without regard to extensions) for filing the estate's or trust's 2016 tax return. If the fiduciary wants to expand the paid preparer's authorization, go to ftb.ca.gov and search for **poa**. If the fiduciary wants to revoke the authorization before it ends, notify the FTB in writing or call 800.852.5711.

I Where to File

Payments

If an amount is due:

- Mail Form 541 with **payment to:**
Franchise Tax Board
PO BOX 942867
Sacramento CA 94267-0001
- e-filed tax returns: Mail form FTB 3843, Payment Voucher for Fiduciary e-filed Returns, with **payment to:**
Franchise Tax Board
PO BOX 942867
SACRAMENTO CA 94267-0008

Using black or blue ink, write the estate's or trust's federal employer identification number (FEIN) and "2015 Form 541" on all payments. **Do not** mail cash.

Make all checks or money orders payable in U.S. dollars and drawn against a U.S. financial institution.

If there is a **refund or no amount is due**, mail the tax return to:

FRANCHISE TAX BOARD
PO BOX 942840
SACRAMENTO CA 94240-0001

Private Delivery Service. California conforms to federal law regarding the use of certain designated private delivery services to meet the "timely mailing as timely filing/paying" rule for tax returns and payments. See federal Form 1041 for a list of designated delivery services. If a private delivery service is used, address the return to:

FRANCHISE TAX BOARD
SACRAMENTO CA 95827

Caution: Private delivery services cannot deliver items to PO boxes. If using one of these services to mail any item to the FTB, **DO NOT** use an FTB PO box.

J Estimated Tax Payments

Generally, estates and trusts are required to make quarterly estimated tax payments if the estate or trust expects to owe at least \$500 in tax including alternative minimum tax (AMT), after subtracting withholding and credits. Estates and trusts, which received the residue of the decedent's estate, are required to make estimated income tax payments for any year ending two or more years after the date of the decedent's death.

The required annual tax payment is generally the lesser of 100% of the prior year's tax or 90% of the current year's tax. Estates and trusts must pay 30% of their required annual payment for the first installment, 40% for the second, no estimated payment for the third, and 30% for the fourth installment.

Limit on Prior Year Tax. Fiduciaries with an adjusted gross income (AGI) of \$150,000 or less calculate their required estimated tax on the lesser of 100% of the 2014 year tax, or 90% of the 2015 year tax, including AMT. Fiduciaries with an AGI greater than \$150,000 are required to estimate their tax based on the lesser of 110% of their 2014 year tax or 90% of their 2015 year tax, including AMT. Fiduciaries with an AGI equal or greater than \$1,000,000 must calculate their estimated tax on 90% of their 2015 year tax, including AMT.

For more information, get Form 541-ES.

K Decedent's Will and Trust Instrument

Do not file a copy of the decedent's will or the trust instrument unless the FTB requests one.

L Limitations

At-Risk Loss Limitations. Generally, the amount the estate or trust has "at-risk" limits the loss that may be deducted for any taxable year. Get federal Form 6198, At-Risk Limitations, to figure the deductible loss for the year. Use California amounts.

Passive Activity Loss and Credit Limitations. IRC Section 469 (which California incorporates by reference) generally limits deductions from passive activities to the amount of income derived from all passive activities. Similarly, credits from passive activities are limited to tax attributable to such activities. These limitations are first applied at the estate or trust level. Get the instructions for federal Form 8582, Passive Activity Loss Limitations, and federal Form 8582-CR, Passive Activity Credit Limitations, for more information on passive activities loss and credit limitation rules. Get form FTB 3801-CR, Passive Activity Credit Limitations, to figure the amount of credit allowed for the current year.

M Special Rule for Blind Trust

If the fiduciary is reporting income from a qualified blind trust (under the Ethics in Government Act of 1978), it should not identify the payer of any income to the trust, but complete the rest of the tax return as provided in the instructions. Also, write "BLIND TRUST" at the top of Form 541, Side 1.

N Multiple Trust Rules

Two or more trusts are treated as one trust if the trusts have substantially the same grantor(s) and substantially the same primary beneficiary(ies), and if the principal purpose of the use of multiple trusts is avoidance of tax. This provision applies only to that portion of the trust that is attributable to contributions to corpus made after March 1, 1984.

O Interest and Penalties

Interest. Interest will be charged on taxes not paid by the due date, even if the tax return is filed by the extended due date. For more information, see General Information G, When to File.

Late filing of tax return. A penalty is assessed if the tax return is filed after the due date (including extensions), unless there was reasonable cause for filing late. The penalty is 25% of the tax liability if the tax return is filed after the extended due date. If the tax return is filed more than 60 days after the extended due date, the minimum penalty is \$135 or 100% of tax due on the tax return, whichever is less.

Late payment of tax. A penalty is assessed for not paying tax by the due date unless there was reasonable cause for not paying on time. The penalty is 5% of the unpaid tax plus one-half of 1% for each month, or part of a month, that the tax is late, up to a maximum of 25%. We may waive the late payment penalty based on reasonable cause. Reasonable cause is presumed when 90% of the tax is paid by the original due date of the return.

If an estate or trust is subject to both the penalty for failure to file a timely tax return and the penalty for failure to pay the total tax by the due date, a combination of the two penalties may be assessed, but the total will not exceed 25% of the unpaid tax.

Penalty for failure to provide

Schedule K-1 (541). The fiduciary is required to provide a Schedule K-1 (541) to each beneficiary who receives a distribution of property or an allocation of an item of the estate. A penalty of \$100 per beneficiary (not to exceed \$1,500,000 for any calendar year) will be imposed on the fiduciary if this requirement is not satisfied.

If the estate or trust includes interest on any of these penalties with the payment, identify and enter these amounts in the top margin of Form 541, Side 2. **Do not** include the interest or penalty in the tax due on line 37 or reduce the overpaid tax on line 38.

Other penalties. Other penalties may be assessed for a payment returned by the fiduciary's bank for insufficient funds, accuracy-related matters, and fraud.

Underpayment of Estimated Tax Penalty.

The underpayment of estimated tax penalty shall not apply to the extent the underpayment of an installment was created or increased by any provision of law that is chaptered during and operative for the taxable year of the underpayment. To request a waiver of the underpayment of estimated tax penalty, get form FTB 5805, Underpayment of Estimated Tax by Individuals and Fiduciaries.

P Attachments

If the estate or trust needs more space on the forms or schedules, attach separate sheets showing the same information in the same order as on the printed forms.

Enter the estate's or trust's FEIN on each sheet. Also, use sheets that are the same size as the forms and schedules and indicate clearly the line number of the printed form to which the information relates. Show the totals on the printed forms.

Q California Use Tax

General Information

The use tax has been in effect in California since July 1, 1935. It applies to purchases of merchandise for use in California from out-of-state sellers and is similar to the sales tax paid on purchases fiduciaries make in California. If fiduciaries have not already paid all use tax due to the Board of Equalization, fiduciaries may be able to report and pay the use tax due on their state income tax return. See the information below and the instructions for line 34 of the fiduciary income tax return.

In general, fiduciaries must pay California use tax on purchases of merchandise for use in California made from out-of-state sellers, for example, by telephone, online, by mail, or in person.

Fiduciaries must pay California use tax on taxable items if:

- The seller does not collect California sales or use tax, and
- The fiduciary uses, gives away, stores, or consumes the item in this state.

Example: The fiduciary lives in California and purchases a dining table from a company in North Carolina. The company ships the table from North Carolina to the fiduciary's address for their use and does not charge California sales or use tax. The fiduciary owes use tax on the purchase.

However, not all purchases require fiduciaries to pay use tax. For example, the fiduciary would include purchases of clothing, but not purchases of food products or prescription medicine. For more information on nontaxable and exempt purchases, the fiduciary may refer to Publication 61, Sales and Use Taxes: Exemptions and Exclusions on the Board of Equalization's website at boe.ca.gov.

For information about California use tax, please refer to the Board of Equalization's website at boe.ca.gov. Under the heading **How Do I**, click on **Find Information About Use Tax**.

Complete the Use Tax Worksheet or use the Use Tax Lookup Table on pages 11 and 12, respectively, to calculate the amount due.

Extensions to File. If the fiduciary requests an extension to file its income tax return, wait until the fiduciary files its tax return to report the purchases subject to use tax and to make the use tax payment.

Interest, Penalties, and Fees. Failure to timely report and pay the use tax due may result in the assessment of interest, penalties, and fees.

Application of Payments. The application of payments and credits for use tax reported on an income tax return has changed. Beginning with taxable years starting on or after January 1, 2015, payments and credits will be applied first to the use tax liability, instead of income tax liabilities, penalties, and interest.

Changes in Use Tax Reported. Do not file an Amended Income Tax Return to revise the use tax previously reported. If the fiduciary has changes to the amount of use tax previously reported on the original return contact the Board of Equalization.

For assistance with use tax questions, go to the Board of Equalization's website at boe.ca.gov or call their Customer Service Center at 800.400.7115 or (TTY) 711 (for hearing and speech disabilities). For California income tax information, contact the Franchise Tax Board at ftb.ca.gov.

R Miscellaneous Items

California law follows federal law in the areas of:

- Accounting methods
- Separate shares in a single trust
- Separate shares in a single estate
- Blind trusts
- Multiple trusts
- Simple and complex trusts
- Common trust funds
- Excess distributions

Liability for tax. The fiduciary is liable for payment of the tax. Failure to pay the tax may result in the fiduciary being held personally liable. See R&TC Sections 19071 and 19516.

Estate income to be reported. If a decedent, at the date of death, was a resident of California, the entire income of the estate must be reported. If a decedent, at the date of death, was a nonresident, only the income derived from sources within California should be reported.

Deductions upon termination. A deduction shall be allowed to the beneficiaries succeeding to the property of the estate or trust if, upon termination, the estate or trust has one of the following:

- A capital loss carryover
- For its final taxable year, deductions (other than the charitable deductions) in excess of gross income
- A net operating loss

Tax-exempt income. California **does not** tax:

- **Interest on governmental obligations.** Interest derived from bonds issued by California or its political subdivisions, the federal government, the District of Columbia (issued before December 24, 1973), or territories of the United States.
- **Proceeds of insurance policies.** In general, a lump sum payable at the death of the insured under a life insurance policy is excludable from gross income of the recipient.
- **Miscellaneous items wholly exempt from tax.** (1) Gifts (not received as a consideration for services rendered), money or property acquired by bequest, devise, or inheritance (but the income derived therefrom is taxable); and, (2) Income, other than rent, derived by a lessor of real property upon the termination of a lease, representing the value of such property attributable to buildings erected or other improvements made by the lessee.

Withholding on nonresident beneficiaries.

Fiduciaries must withhold tax on payments of income from California sources that are not subject to payroll withholding and made to nonresident beneficiaries. See R&TC Sections 18662 through 18677. Get Form 592, Resident and Nonresident Withholding Statement and Form 592-B, Resident and Nonresident Withholding Tax Statement, or Form 592-F, Foreign Partner or Member Annual Return, to report the withholding.

See Cal. Code Regs., tit. 18, sections 17951-1(c), 17951-2, and 17953 regarding taxability of distributions to nonresident beneficiaries.

Specific Line Instructions

Identification Area

Follow the instructions for federal Form 1041 when completing the identification area on Form 541, Side 1. Attach a schedule listing the names and addresses of additional fiduciaries (who served the trust during any portion of the taxable year) who are not identified on the front of Form 541. Identify each fiduciary as a resident or nonresident of California. California law is generally the same as federal law in the following areas:

- Simplified filing requirements
- Methods of reporting
- Pooled income funds
- Amended tax returns
- Final tax returns
- Nonexempt charitable and split-interest trusts

Qualified Subchapter S Trust. Trusts that only hold assets related to an IRC Section 1361(d) election should fill out the "Income" and "Deduction" sections of Form 541 like all other trusts, except the trust should take an income distribution deduction on line 18 equal to its adjusted total income from line 17.

Trusts that hold assets related to an IRC Section 1361(d) election and other not related assets should fill out the "Income" and "Deduction" sections of Form 541 only for their income and deductions attributable to assets not related to an IRC Section 1361(d) election.

Use Form 541, Schedule B, Income Distribution Deduction, to determine their distribution deduction.

Principal Business Activity (PBA) Code. If the estate or trust was engaged in a trade or business during the taxable year, enter the principal business activity code used on the federal Schedule C (Form 1040), Profit or Loss From Business, or federal Schedule C-EZ (Form 1040), Net Profit From Business.

Additional Information. Use the Additional Information field for "In-Care-Of" name and other supplemental address information only.

Foreign Address. If the estate or trust has a foreign address, follow the country's practice for entering the city, county, province, state, country, and postal code, as applicable, in the appropriate boxes. **Do not** abbreviate the country name.

Amended Tax Return. If the fiduciary is filing an amended Form 541, check the box labeled "Amended tax return." Complete the entire tax return, correct the lines needing new information, and recompute the tax liability. On an attached sheet, explain the reason for the amendments and identify the lines and amounts being changed on the amended tax return. Include the fiduciary name and FEIN on each attachment.

If the amended tax return results in a change to income, or a change in distribution of any income or other information provided to a beneficiary, an amended Schedule K-1 (541) must also be filed with the amended Form 541 and given to each beneficiary. Check the "Amended" box on Schedule K-1 (541).

Income

Complete Schedule G on Form 541, Side 3, if the trust has any resident and nonresident trustees and/or resident and nonresident non-contingent beneficiaries. Follow the line instructions for Schedule G on page 14.

The amounts transferred from Schedule G should only include income and deductions reportable to California.

Line 1 – Interest income

Enter the total of all taxable interest including any original issue discount bonds and income received as a holder of a regular interest in a REMIC.

If the fiduciary filed federal Form 1120-RIC or Form 1120-REIT, file Form 100 instead of Form 541.

Line 2 – Dividends

Enter the total of all taxable dividends.

Line 3 – Business income or (loss)

If the estate or trust was engaged in a trade or business during the taxable year, complete form FTB 3885F, Depreciation and Amortization, and attach it to Form 541. Also complete and attach a copy of federal Schedules C or C-EZ (Form 1040) using California amounts. Follow federal instructions for "Depreciation, Depletion, and Amortization," regarding dividing the deductions between the fiduciary and the beneficiary(ies).

Energy conservation rebates, vouchers, or other financial incentives are excluded from income.

Line 4 – Capital gain or (loss)

Enter from Schedule D (541), Capital Gain or Loss, the gain or (loss) from the sale or exchange of capital assets. See the instructions for Schedule D (541).

Line 5 – Rents, royalties, partnerships, other estates and trusts, etc.

Enter the total of net rent and royalty income or (loss) and the total income or (loss) from partnerships and other estates, or trusts. **Do not** include amounts for any of the following:

- Interest, enter on line 1
- Dividends, enter on line 2
- Capital gain or (loss), enter on Schedule D (541)
- Ordinary gain or (loss), enter on Schedule D-1, Sales of Business Property

Complete and attach federal Schedule E (Form 1040), Supplemental Income and Loss, using California amounts. Attach form FTB 3885F to report any depreciation and amortization deduction.

Follow federal instructions for “Depreciation, Depletion, and Amortization,” regarding dividing the deductions between the fiduciary and the beneficiary(ies).

Elections to expense certain depreciable business assets under IRC Section 179 do not apply to estates and trusts.

Any losses or credits from passive activities may be limited. See General Information L, for information about passive activity loss limitations.

Line 6 – Farm income or (loss)

Enter the net income or (loss) from farming during the taxable year. Attach federal Schedule F (Form 1040), Profit or Loss From Farming, using California amounts. Attach form FTB 3885F to report any depreciation and amortization deduction. Follow federal instructions for “Depreciation, Depletion, and Amortization” regarding dividing the deductions between the fiduciary and the beneficiary(ies).

Line 7 – Ordinary gain or (loss)

Enter from Schedule D-1, the gain or (loss) from the sale or exchange of property other than a capital asset and also from involuntary conversions (other than casualty or theft). Get the instructions for Schedule D-1 for more information.

Line 8 – Other income

Enter the total taxable income not reported elsewhere on Side 1. State the nature of the income. Attach a separate sheet if necessary.

Examples of income to be reported on line 8 include the following:

- Unpaid compensation received by the decedent’s estate that is income in respect of a decedent.
- The estate’s or trust’s share of aggregate income or loss that is ordinary income, if the estate or trust is a shareholder of an S corporation. Enter the name and FEIN of the S corporation. Report capital gain income, dividend income, etc., on other appropriate lines.
- The estate’s or trust’s share of taxable income or (loss) if the estate or trust is a holder of a residual interest in a REMIC. Beneficiaries should receive Schedule K-1 (541 or 565) and instructions from the REMIC. Get federal Schedule E (Form 1040), Part IV, instructions for reporting requirements; also, attach federal Schedule E (Form 1040).

- Any part of a total distribution shown on federal Form 1099-R, Distributions From Pensions, Annuities, Retirement or Profit-Sharing Plans, IRAs, Insurance Contracts, etc., that is treated as ordinary income. Get California Schedule G-1, Tax on Lump-Sum Distributions, for more information.

Deductions

All deductions entered on line 10 through line 15c must include only the fiduciary’s share of deductions related to taxable income. If the estate or trust has tax-exempt income, the amounts included on line 10 through line 15c must be reduced by the allocable portion attributed to tax-exempt income. See federal Form 1041 instructions, “Allocation of Deductions for Tax-Exempt Income,” for information on how to determine the allocable amount to enter on line 10 through line 15c.

California law follows federal law for:

- Fiduciary, attorney, accountant, and tax return preparer fees.
- Limited deductions for losses arising from certain activities.
- Limited deductions for farming syndicates that had a change in membership or were established in 1977 (see IRC Section 464).
- Bankruptcy estates: See Chapter 7, Title 11 of the United States Code (USC) 346(e) for California deductions allowed for expenses incurred during administration.
- California law conforms to federal law relating to the denial of deductions for lobbying activities, club dues, and employee remuneration in excess of one million dollars.

Line 10 – Interest

Enter any deductible interest paid or incurred that is not deductible elsewhere on Form 541. Attach a separate schedule showing all interest paid or incurred. Do not include interest on a debt that was incurred or continued in order to buy or carry obligations on which the interest is tax-exempt. If unpaid interest is due to a related person, get federal Publication 936, Home Mortgage Interest Deduction, for more information.

The amount of investment interest deduction is limited. Get form FTB 3526, Investment Interest Expense Deduction, to compute the allowable investment interest expense deduction. Any disallowed investment interest expense is allowed as a carryforward to the next taxable year. See IRC Section 163(d) and get federal Publication 550, Investment Income and Expenses, for more information.

If the allowable part of the excess investment interest expense is deductible and a completed form FTB 3526 is required, write “FTB 3526 attached” on the dotted line to the left of line 10. Then add the deductible investment interest to the other types of deductible interest and enter the total on line 10.

Line 11 – Taxes

Enter any deductible property taxes paid or incurred during the taxable year that are not deductible elsewhere on Form 541. Attach a separate schedule showing all taxes paid or incurred during the taxable year.

Do not deduct:

- Taxes assessed against local benefits that increase the value of the property assessed.
- Income or profit taxes imposed by the federal government, any state, or foreign country.

- Taxes computed as an addition to, or percentage of, any taxes not deductible under the law.
- Legacy, succession, gift, or inheritance taxes.
- Sales and local general sales and use taxes.

Line 12 – Fiduciary fees

Enter the deductible fees paid to the fiduciary for administering the estate or trust and other allowable administration costs incurred during the taxable year.

Allowable administration costs are those costs that were incurred in connection with the administration of the estate or trust that would not have been incurred if the property were not held in such estate or trust. These administration costs are not subject to the 2% floor. Trust expenses relating to outside investment advice and investment management fees are miscellaneous itemized deductions subject to the 2% floor. See instructions for line 15b.

Line 13 – Charitable deduction

Enter the amount from Form 541, Side 2, Schedule A, Charitable Deduction, line 5.

Line 14 – Attorney, accountant, and tax return preparer fees

Enter deductible attorney, accountant, and tax return preparer fees paid for the estate or the trust.

Line 15a – Other deductions NOT subject to the 2% floor

Explain on a separate schedule all other authorized deductions that are not deductible elsewhere on Form 541. Enter the total on line 15a.

Claim of Right. To claim the deduction, enter a deduction of \$3,000 or less on line 15b or a deduction of more than \$3,000 on line 15a. If the fiduciary elects to take the credit instead of the deduction, it should use the California tax rate, add the credit amount to the total on line 33, Total Payments. To the left of this total, write “IRC 1341” and the amount of the credit.

Casualty losses. California law generally follows federal law. See federal Form 4684, Casualties and Thefts.

Cancellation of Debt Income (CODI). California did not conform to the federal election under IRC Section 108(i) to defer the recognition of CODI in connection with the reacquisition of an applicable debt instrument after December 31, 2008, and before January 1, 2011. The deferral period is five taxable years for CODI generated in 2009, or four taxable years for CODI generated in 2010.

For federal tax purposes, at the end of the deferral period (taxable years beginning on or after January 1, 2014, and before January 1, 2019), the income is reported ratably over five years. If for California purposes, the CODI had been included in income during previous taxable years and you recognized the CODI for federal tax purposes in the current year, enter the federal CODI amount on this line.

NOL deductions. NOLs incurred in taxable years beginning on or after January 1, 2013, shall be carried back to each of the preceding two taxable years. The allowable NOL carryback percentage varies.

For an NOL incurred in a taxable year beginning on or after:

- January 1, 2013, and before January 1, 2014, the carryback amount shall not exceed 50% of the NOL.

- January 1, 2014, and before January 1, 2015, the carryback amount shall not exceed 75% of the NOL.
- January 1, 2015, the carryback amount shall be 100% of the NOL.

Estates and trusts compute the NOL carryback in Part IV of form FTB 3805V. For more information, get form FTB 3805V.

Any taxpayer entitled to a carryback period pursuant to IRC Section 172(b)(3) may elect to relinquish/waive the entire carryback period with respect to an NOL incurred in the 2015 taxable year. By making the election, the taxpayer is electing to carry an NOL forward instead of carrying it back in the previous two years. Once made, the election shall be **irrevocable**. To make the election, check the box in Part I under Section C – Election to Waive Carryback, of form FTB 3805V, and attach form FTB 3805V to the tax return. For more information, get form FTB 3805V.

The NOL carryover deduction is the amount of the NOL carryover from prior years that may be deducted from income in the current taxable year. For more information, get form FTB 3805V.

Taxpayers can no longer generate/incur any Enterprise Zone (EZ) or Local Agency Military Base Recovery Area (LAMBRA) NOL for taxable years beginning on or after January 1, 2014. Taxpayers can claim EZ or LAMBRA NOL carryover deduction from prior years. Get form FTB 3805Z, Enterprise Zone Deduction and Credit Summary, or FTB 3807, Local Agency Military Base Recovery Area Deduction and Credit Summary, for more information.

Taxpayers can no longer generate/incur any Targeted Tax Area (TTA) NOL for taxable years beginning on or after January 1, 2013. Taxpayers can claim TTA NOL carryover deduction from prior years. Get form FTB 3809, Targeted Tax Area Deduction and Credit Summary, for more information.

Line 15b – Allowable miscellaneous itemized deductions subject to the 2% floor

Miscellaneous itemized deductions are deductible only to the extent that the aggregate amount of such deductions exceeds 2% of AGI.

The term “miscellaneous itemized deductions” does not include deductions relating to:

- Interest under IRC Section 163
- Taxes under IRC Section 164
- Amortization of bond premium under IRC Section 171

For more exceptions, see IRC Section 67(b).

Trusts’ expenses relating to outside investment advice and investment management fees are miscellaneous itemized deductions subject to the 2% floor.

For estates and trusts, AGI is computed by subtracting the following from total income (line 9):

- Fiduciary fees of the estate or trust (line 12).
- Income distribution deduction (line 18).
- Other deductions claimed on line 10 through line 15a that were incurred in the conduct of a trade or business or the production of income.

See the federal Form 1041 instructions for more information regarding the income distribution deduction and AGI computation.

Generally, the estate or trust will have to complete Schedule P (541) if an income distribution deduction is reported under IRC Section 651 or IRC Section 661.

Unallowable deductions. Deductions are not allowed on Form 541 for:

- Expenses that are allocable to one or more classes of income (other than interest income) exempt from tax.
- Any amount relating to expenses for production of income that is allocable to interest income exempt from tax. For the treatment of interest expense attributable to tax-exempt income, see the instructions for line 10. For the determination of the amount of expense attributable to tax-exempt income, see the instructions for federal Form 1041, Schedule B, Income Distribution Deduction.
- Decedent’s medical and dental expenses paid by the estate.
- Funeral expenses.

Line 20a – Taxable income

Subtract line 18, income distribution deduction, from the adjusted total income reported on line 17, and enter the result.

Line 20b – ESBT taxable income

The portion of an Electing Small Business Trust (ESBT) that consists of stock in one or more S corporations must be treated as a separate trust and the tax must be figured separately on the S-portion of the ESBT. On a separate schedule, figure the taxable income on the S corporation items making the following modifications:

- Only report the items described in IRC Section 641(c)(2)(C).
- Take no other deductions (including the distribution deduction) or credits.
- Do not apportion to the beneficiaries any of the S corporation items of income, loss, deduction or credit.

Enter taxable income from the S-portion of the ESBT on line 20b, and attach the schedule to the income tax return. Include the taxable income from the S-portion of the ESBT when calculating the Mental Health Services Tax on line 27.

The taxable income on the remainder (non-S-portion) of the ESBT is computed in a manner consistent with a complex trust on Form 541. Enter the taxable income for the non-S-portion of the ESBT on line 20a.

Tax and Payments

Line 21a – Regular tax

Determine the tax on the taxable income (line 20a) using the Tax Rate Schedule on this page. Enter the tax on line 21a. **Do not** include the amount reported on line 20b.

Line 21b – Other taxes

- Tax may be applied to lump-sum distributions from a qualified retirement plan. The fiduciary must complete Schedule G-1 to figure the amount of tax to enter on line 21b.
- Partial throwback tax on accumulation distribution from trust.

If an estate or a trust is the beneficiary of a trust and in the current year received a distribution from the trust of income accumulated in prior taxable years (an accumulation distribution), the estate or trust may be liable for a partial throwback tax on the accumulation distribution. Under the throwback rules, the beneficiary of an accumulation distribution is taxed as if the distribution was made in the prior years when the income was accumulated. Figure the throwback tax on form FTB 5870A, Tax on Accumulation Distribution of Trusts. Include the tax on line 21b and attach form FTB 5870A to Form 541.

- Interest on tax deferred under the installment method for certain nondealer property installment obligations.

If an obligation arising from the disposition of property to which IRC Section 453A applies is outstanding at the close of the year, the estate or trust must include the interest due under IRC Section 453A in the amount to be entered on line 21b. Attach a schedule showing the computation. Write “IRC Section 453A” on the dotted line next to line 21. Include the tax in the total on line 21b.

2015 Tax Rate Schedule

If the amount on Form 541, line 20a is:

over —	but not over —	Enter on line 21a:	of the amount over —
\$ 0	\$ 7,850	\$ 0.00 + 1.00%	\$ 0
7,850	18,610	78.50 + 2.00%	7,850
18,610	29,372	293.70 + 4.00%	18,610
29,372	40,773	724.18 + 6.00%	29,372
40,773	51,530	1,408.24 + 8.00%	40,773
51,530	263,222	2,268.80 + 9.30%	51,530
263,222	315,866	21,956.16 + 10.30%	263,222
315,866	526,443	27,378.49 + 11.30%	315,866
526,443	AND OVER	51,173.69 + 12.30%	526,443

- Tax on the S-portion of an Electing Small Business Trust (ESBT).
Multiply line 20b by the highest rate applicable to individuals. Include the tax in the total on line 21b.
- REMIC Annual Tax
Enter the \$800 REMIC annual tax on line 21b and line 28, total tax. REMIC annual tax is not eligible for exemption credits.

Line 21c – QSF tax

QSF is a Qualified Settlement Fund (including designated settlement funds). Determine the tax using corporate tax rates under R&TC Section 24693. For more information, see General Information C, Who Must File.

Line 22 – Exemption credit

An estate is allowed an exemption credit of \$10. A trust is allowed an exemption credit of \$1. A qualified disability trust is allowed an exemption credit of \$109.

If a final distribution of assets was made during the year, all taxable income of the estate or trust must be entered on line 18 as distributed to beneficiaries, and no exemption credit is allowed.

Line 23 – Credits

Various California tax credits are available to reduce the tax. For most credits, a separate schedule or statement must be completed and attached to Form 541. See the credit chart on page 15 for a list of the credits, their codes, and a brief description of each.

How to claim California tax credits:

1. Figure the amount of each credit using the appropriate form.
2. Use the Credit Limitation Worksheet to determine if the credits are limited. Complete the worksheet unless federal Schedules C, E, or F (Form 1040), and/or federal Schedule D (Form 1041), Capital Gains and Losses, were not completed and the amount entered on Form 541, line 17, is less than \$43,812.
 - a) If federal Schedules C, D, E, or F (Form 1040) or federal Schedule D (Form 1041) were not completed and the amount entered on Form 541, line 17, is less than \$43,812, **do not** complete the credit limitation worksheet. The credits are not limited.
 - b) If the estate or trust completed federal Schedules C, E, or F (Form 1040) or federal Schedule D (Form 1041) and claimed or received any of the following:

- Accelerated depreciation in excess of straight-line
- Intangible drilling costs
- Depletion
- Circulation expenditures
- Research and experimental expenditures
- Mining exploration/development costs
- Amortization of pollution control facilities
- Income/loss from tax shelter farm activities
- Income/loss from passive activities
- Income from long-term contracts using the percentage-of-completion method
- California qualified stock options (CQSOs)

Yes Complete Schedule P (541).
No Go to item (c).

- c) If the estate or trust claimed or received any of the following:
 - AMT adjustment from another estate or trust
 - Investment interest expense
 - Income from incentive stock options in excess of the amount reported on Form 540 or Form 540NR (Long or Short)
 - Charitable contribution deduction for appreciated property
 - Income from installment sales of certain property
 - Net operating loss deduction or disaster loss carryover reported on form(s) FTB 3805D, Net Operating Loss (NOL) Carryover Computation and Limitation – Pierce’s Disease, FTB 3805V, FTB 3805Z, FTB 3807, or FTB 3809

Yes Complete Schedule P (541).
No Complete the Credit Limitation Worksheet that follows.

Credit Limitation Worksheet	
A	Enter the total amount from Form 541, line 21 A _____
B	Enter personal and real property taxes paid. This includes any state and local personal property and state, local, or foreign real property taxes on Form 541, line 11 B _____
C	Enter miscellaneous itemized deductions from Form 541, line 15b C _____
D	Add line B and line C D _____
E	Enter any refund of personal or real property tax. Do not enter the amount of state income tax refund E _____
F	Subtract line E from line D F _____
G	Enter the amount from Form 541, line 20a. G _____
H	Add line F and line G. H _____
I	Enter \$43,812. I _____
J	Subtract line I from line H. If zero or less, enter -0- J _____
K	Multiply line J by .07 K _____
L	Subtract line K from line A. If less than zero, enter -0- L _____
M	Enter the total credits M _____

If line L is more than line M, the estate’s or trust’s credits are not limited. Go to “Claiming Credits on Form 541,” below.

If line L is less than line M, get and complete Schedule P (541).

Claiming Credits on Form 541

If the conditions above do not apply, **do not** complete Schedule P (541).

Each credit is identified by a code. If the estate or trust claims one credit, enter the credit code and amount of the credit on line 23.

If the estate or trust claims more than one credit, use Schedule P (541), Part IV, Credits that Reduce Tax, to figure the total credit amount. Total the column b amounts from lines 4 through 9 and lines 11 through 15, of Schedule P (541), Part IV, and enter on Form 541, line 23. Attach Schedule P (541) and any required supporting schedules or statements to Form 541.

If the estate or trust claims a credit with carryover provisions and the amount of the credit available this year exceeds the estate’s or trust’s tax, carry over any excess credit to subsequent years until the credit is used.

If the estate or trust claims a credit carryover for a repealed credit, use form FTB 3540, Credit Carryover and Recapture Summary, to figure this credit, unless the estate or trust is required to complete Schedule P (541). In that case, enter the amount of the credit on Schedule P (541), Sections A2 and B1 and **do not** attach form FTB 3540.

Line 26 – Alternative minimum tax (AMT)

If certain types of deductions, exclusions, and credits are claimed, the estate or trust may be subject to California’s AMT. Get Schedule P (541) to figure the amount of tax to enter on line 26 for trusts with either resident or non-resident trustees and beneficiaries.

Schedule P (541) must be completed regardless of whether the estate or trust is subject to AMT if an income distribution deduction is reported on line 18.

Line 27 – Mental Health Services Tax

If the estate’s or trust’s taxable income is more than \$1,000,000, compute the Mental Health Services Tax. All taxable income from an Electing Small Business Trust (ESBT) is subject to the Mental Health Services Tax. **Do not** calculate Mental Health Services Tax on a Qualified Settlement Fund.

Mental Health Services Tax Worksheet Use whole dollars only.	
A.	Taxable income from Form 541, line 20a _____
B.	ESBT Taxable Income, line 20b. _____
C.	Add line A and line B. _____
D.	Less (\$1,000,000)
E.	Subtotal _____
F.	Multiply line E by 1% x .01
G.	Mental Health Services Tax – Enter this amount on Form 541, line 27 _____

Line 29 – California income tax withheld

Attach federal Form(s) W-2, Wage and Tax Statement, W-2G, Certain Gambling Winnings, and 1099-R if the fiduciary claims credit for California income tax withheld on a decedent’s wages and salaries, certain gambling winnings, distributions from pensions, annuities, retirement or profit-sharing plans, IRAs, insurance contracts, etc., received by the fiduciary. **Do not** include withholding from Forms 592-B or 593 or nonconsenting nonresident (NCNR) member’s tax from Schedule K-1 (568), Member’s Share of Income, Deductions, Credits, etc., line 15e on this line.

Line 30 – California income tax previously paid

(minus tax allocated to beneficiaries and any refund of tax)

Use this line only if the estate or trust is filing an amended tax return. Enter payments made with the original tax return plus additional tax paid after the original tax return was filed less any refund received. If the estate or trust made only one payment, enter the serial number that the FTB stamped on the face of the cancelled check if available, on the dotted line to the left of the amount on line 30. If the estate or trust made

multiple payments, did not receive a cancelled check, or made any payment with a credit card, attach a statement showing the check number, the amount of the check or charge, the date posted to the account, and the name of the payee FTB.

Be sure to reduce the amount of tax previously paid by the amount of estimated tax that the beneficiary treated as a payment and any refund of tax.

Line 31 – Withholding (Form 592-B and/or 593)

Enter the total California withholding from the estate’s or trust’s Form 592-B and/or Form 593. Attach a copy of the form(s) to the lower front of Form 541, Side 1.

An estate or trust that has resident/nonresident or real estate withholding should only claim the credit if the estate or trust did not distribute the related income in the current year. If the estate or trust distributed the related income, the estate or trust should prepare Form 592 and Form 592-B to distribute the credit to the beneficiaries who will report the taxable income and claim their share of the credit on their California income tax returns. If the estate or trust partially distributes the income, Form 592 and Form 592-B should show only the allocated income distribution and related withholding credit. **Do not** include withholding from other forms on this line or NCNR member’s tax from Schedule K-1 (568), line 15e on this line.

Line 32 – 2015 CA estimated tax, amount applied from 2014 tax return, and payments with form FTB 3563

Enter the amount of any estimated tax payment the estate or trust made on Form 541-ES for 2015. Also, enter the amount of any overpayment from the 2014 tax return that was applied to the 2015 estimated tax. Include payments made with form FTB 3563.

If the estate or trust is a NCNR member of an LLC and tax was paid on the estate’s or trust’s behalf by the LLC, include the NCNR members’ tax from Schedule K-1 (568), line 15e. If you are including NCNR tax, write “LLC” on the dotted line to the left of the amount on line 32, and attach Schedule K-1 (568) to the California income tax return to claim the tax paid by the LLC on the estate’s or trust’s behalf.

The trustee (or executor under certain circumstances) may elect to allocate to the beneficiary a portion of estimated payments. Use Form 541-T, California Allocation of Estimated Tax Payments to Beneficiaries. Reduce the amount of estimated tax payments you are claiming by the amount allocated to the beneficiary on Form 541-T.

Estimated tax paid by an individual before death must be claimed on the income tax return filed for the decedent and not on the Form 541 filed for the decedent’s estate.

Line 34 – Use Tax. This is not a total line.

You may owe use tax if you make purchases from out-of-state retailers (for example, purchases made by telephone, online, by mail, or in person) where sales or use tax was not paid and you use those items in California. If you have questions about whether a purchase is taxable, go to the Board of Equalization’s website at boe.ca.gov, or call their Customer Service Center at 800.400.7115 or (TTY) 711 (for hearing and speech disabilities.)

Some taxpayers are required to report business purchases subject to use tax directly to the Board of Equalization. However, they may report certain personal purchases subject to use tax on the FTB income tax return.

You may not report use tax for business purposes on your income tax return if you:

- Have, or are required to have, a California seller’s permit.
- Are a business not required to hold a California seller’s permit, but receive at least \$100,000 per year in gross receipts.
- Are otherwise required to be registered with the Board of Equalization for sales or use tax purposes.

Note: You may not report use tax on your income tax return for certain types of transactions. These types of transactions are described in detail below in the instructions.

The Use Tax Worksheet and Estimated Use Tax Lookup Table will help you determine how much use tax to report. If you owe use tax but you do not report it on your income tax return, you must report and pay the tax to the Board of Equalization. For information on how to report use tax directly to the Board of Equalization, go to their website at boe.ca.gov and click on **Find Information About Use Tax** under the heading **How Do I**.

Failure to report and pay timely may result in the assessment of interest, penalties and fees.

See page 6 for a general explanation of California use tax.

Use Tax Worksheet

You must use the Use Tax Worksheet to calculate your use tax liability, if any of the following apply:

- You prefer to calculate the amount of use tax due based upon your actual purchases subject to use tax, rather than based on an estimate.
- You owe use tax on any item purchased for use in a trade or business not registered with the Board of Equalization.
- You owe use tax on purchases of individual items with a purchase price of \$1,000 or more each.

Example 1: You purchased a television for \$2,000 from an out-of-state retailer that did not collect tax. You must use the Use Tax Worksheet to calculate the use tax due on the price of the television, since the price of the television is \$1,000 or more.

Example 2: You purchased a computer monitor for \$300, a rare coin for \$500, and designer clothing for \$250 from an out-of-state retailer that did not collect tax. Although the total price of all the items is \$1,050, the price of each item is less than \$1,000. Since none of these individual items are \$1,000 or more, you are not required to use the Use Tax Worksheet and may choose to use the Estimated Use Tax Lookup Table.

If you have a combination of individual items purchased for \$1,000 or more, and/or items purchased for use in a trade or business not registered with the Board of Equalization, and individual, non-business items purchased for less than \$1,000, you may either:

- Use the Use Tax Worksheet to compute use tax due on all purchases, or

- Use the Use Tax Worksheet to compute use tax due on all individual items purchased for \$1,000 or more plus items purchased for use in a trade or business. Use the Estimated Use Tax Lookup Table to estimate the use tax due on individual, non-business items purchased for less than \$1,000, then add the amounts and report the total use tax on line 34.

Example 3: The total price of the items you purchased from out-of-state retailers that did not collect use tax is \$2,300, which includes a \$1,000 television, a \$900 painting, and a \$400 table for your living room.

- You may choose to calculate the use tax due on the total price of \$2,300 using the Use Tax Worksheet, or
- You may choose to calculate the use tax due on the \$1,000 price of the television using the Use Tax Worksheet and estimate your use tax liability for the painting and table by using the Estimated Use Tax Lookup Table, then add the amounts and report the total use tax on line 34.

Use Tax Worksheet (See Instructions.)

Use whole dollars only.

1. Enter purchases from out-of-state sellers made without payment of California sales/use tax. If you choose to estimate the use tax due on individual, non-business items purchased for less than \$1,000 each, only enter purchases of items with a purchase price of \$1,000 or more plus items purchased for use in a trade or business not registered with the Board of Equalization.	\$.00
2. Enter the applicable sales and use tax rate.	
3. Multiply line 1 by the tax rate on line 2. Enter result here.	\$.00
4. If you choose to estimate the use tax due on individual, non-business items purchased for less than \$1,000 each, enter the use tax amount due from the Estimated Use Tax Lookup Table. If all of your purchases are included in line 1, enter -0-.	\$.00
5. Add lines 3 and 4. This is your total use tax.	\$.00
6. Enter any sales or use tax you paid to another state for purchases included on line 1. See worksheet instructions on pages 11 and 12.	\$.00
7. Subtract line 6 from line 5. This is the total use tax due. Enter the amount due on line 34. If the amount is less than zero, enter -0-.	\$.00

Worksheet, Line 1, Purchases Subject to Use Tax

Report purchases of items that would have been subject to sales tax if purchased from a California retailer unless your receipt shows that California tax was paid directly to the retailer. For example, generally, you would include purchases of clothing, but not purchases of food products or prescription medicine. For more information on nontaxable and exempt purchases, you may visit the Board of Equalization’s website at boe.ca.gov.

- Include handling charges.
- Do not include any other state’s sales or use tax paid on the purchases.

- Enter only purchases made during the year that correspond with the tax return you are filing.
- If you traveled to a foreign country and hand carried items back to California, generally use tax is due on the purchase price of the goods you listed on your U.S. Customs Declaration less the \$800 per-person exemption. For the hand carried items, you should report the amount of purchases in excess of the \$800 per person exemption. This \$800 exemption does not apply to goods sent or shipped to California by mail or other common carrier. For goods sent or shipped, you should report the entire amount of the purchases.
- If your filing status is "married/RDP filing separately," you may elect to report one-half of the use tax due or the entire amount on your income tax return. If you elect to report one-half, your spouse/RDP may report the remaining half on his or her income tax return or on the individual use tax return available from the Board of Equalization.

Note: You must report and pay any use tax you owe on the following purchases directly to the Board of Equalization, **not** on your income tax return.

- Vehicles, vessels, and trailers that must be registered with the Department of Motor Vehicles.
- Mobile homes or commercial coaches that must be registered annually as required by the Health and Safety Code.
- Vessels documented with the U.S. Coast Guard.
- Aircraft.
- Leases of machinery, equipment, vehicles, and other tangible personal property.
- Cigarettes and tobacco products when the purchaser is registered with the Board of Equalization as a cigarette and/or tobacco products consumer.

Worksheet, Line 2, Sales and Use Tax Rate

Enter the sales and use tax rate applicable to the place in California where the property was used, stored, consumed, or given away. To find your sales and use tax rate, using your computer or mobile device, go to the Board of Equalization's website at boe.ca.gov. Look under the heading, **Popular Topics**, then click on **Latest Sales and Use Tax Rates**. You may also call their Customer Service Center at 800.400.7115 or (TTY) 711 (for hearing and speech disabilities.)

Worksheet, Line 6, Credit for Tax Paid to Another State

This is a credit for tax paid to other states on purchases reported on line 1. You can claim a credit up to the amount of tax that would have been due if the purchase had been made in California. For example, if you paid \$8.00 sales tax to another state for a purchase, and would have paid \$6.00 in California, you can claim a credit of only \$6.00 for that purchase.

Estimated Use Tax Lookup Table

You may use the Estimated Use Tax Lookup Table to estimate and report the use tax due on individual non-business items you purchased for less than \$1,000 each. This option is only available if you are permitted to report use tax on your income tax return and you are not required to use the Use Tax Worksheet to calculate the use tax owed on all your purchases. Simply include the use tax liability that corresponds to your California Adjusted Gross Income and enter it

on line 34. You will not be assessed additional use tax on the individual non-business items you purchased for less than \$1,000 each.

You may not use the Estimated Use Tax Lookup Table to estimate and report the use tax due on purchases of items for use in your business or on purchases of individual non-business items you purchased for \$1,000 or more each. See the instructions for the Use Tax Worksheet if you have a combination of purchases of individual non-business items for less than \$1,000 each and purchases of individual non-business items for \$1,000 or more.

Adjusted Gross Income (AGI) Range	Use Tax Liability
Less Than \$10,000	\$2
\$10,000 to \$19,999	\$5
\$20,000 to \$29,999	\$9
\$30,000 to \$39,999	\$12
\$40,000 to \$49,999	\$16
\$50,000 to \$59,999	\$19
\$60,000 to \$69,999	\$23
\$70,000 to \$79,999	\$26
\$80,000 to \$89,999	\$30
\$90,000 to \$99,999	\$33
\$100,000 to \$124,999	\$39
\$125,000 to \$149,999	\$48
\$150,000 to \$174,999	\$57
\$175,000 to \$199,999	\$66
More than \$199,999 – Multiply AGI by 0.035% (x0.00035)	

Enter your use tax liability on line 4 of the worksheet, or if you are not required to use the worksheet, enter the amount on line 34 of your income tax return.

Line 37 and Line 38 – Tax due/Overpaid tax

If the amount on line 28 is larger than the amount on line 35, subtract line 35 from line 28.

If the amount on line 28 is less than the amount on line 35, subtract line 28 from line 35.

If the estate or trust must compute interest under the look-back method for completed long-term contracts, get form FTB 3834, Interest Computation Under the Look-Back Method for Completed Long-Term Contracts. Include the amount of interest the estate or trust owes on line 37 or the amount of interest to be credited or refunded to the organization on line 38. Write "FTB 3834" on the dotted line to the left of line 37 or line 38, whichever applies.

If the estate or trust completed the credit recapture portion of any of the following forms, include the recapture amount on line 37. Write the form number and the recaptured amount on the dotted line to the left of line 37.

- Form FTB 3540, Credit Carryover and Recapture Summary
- Form FTB 3805Z, Enterprise Zone Deduction and Credit Summary
- Form FTB 3807, Local Agency Military Base Recovery Area Deduction and Credit Summary
- Form FTB 3808, Manufacturing Enhancement Area Credit Summary
- Form FTB 3809, Targeted Tax Area Deduction and Credit Summary

Also, include in the recapture amount on line 37, if the estate or trust is subject to recapture for the Community Development Financial Institutions Investment Credit, New Employment Credit, or California Competes Credit.

Line 39 – Credit to your 2016 estimated tax
Enter the amount from line 38 that the estate or trust wants applied to their 2016 estimated tax.

Line 40 – Amount of overpaid tax available this year

If an amount is entered on line 39, subtract it from line 38. Enter the result on line 40. The entire amount may be refunded or voluntary contributions may be made. If the estate or trust owes use tax, the estate or trust may offset that amount against this balance.

Line 41 – Total voluntary contributions

Enter the amount of the total voluntary contributions from the Voluntary Contributions section, line 61.

Line 42 – Refund or no amount due

If no amount is entered on line 41, enter the amount from line 40 on line 42. This is the amount that will be refunded. If this amount is less than \$1, attach a written statement to the tax return requesting the refund.

If an amount is entered on line 41, subtract the amount from the amount on line 40. If the result is zero or more, enter the result on line 42. If the result is less than zero, enter the result as a positive number on line 43.

Line 43 – Amount due

If no amount is entered on line 40, add lines 36, 37, and 41.

Line 44 – Underpayment of estimated tax

The estate or trust may owe an estimated tax penalty if:

- the estate or trust underpaid its estimated tax liability for any payment period, or
- the amount on line 37 is more than \$500 and the estate or trust did not pay the lesser of:

	2014 Tax	2015 Tax
AGI less than \$150,000	100%	90%
AGI between \$150,000 and \$999,999	110%	90%
AGI \$1,000,000 or greater		90%

The FTB will figure the underpayment of estimated tax penalty and send the estate or trust a bill.

However, the estate or trust may use form FTB 5805 or form FTB 5805F, Underpayment of Estimated Tax by Farmers and Fishermen to:

- see if the estate or trust owes a penalty
- figure the amount of the penalty
- claim a waiver of estimated tax penalty
- use the annualized income installment method.

If the estate or trust completes form FTB 5805 or form FTB 5805F, attach the form to the back of Form 541. Enter the amount of the penalty on line 44 and check the appropriate box.

If you are a QSF, use form FTB 5806, Underpayment of Estimated Tax by Corporations, to compute the penalty. Attach the form to the back of Form 541. Enter the amount of the penalty on line 44.

Voluntary Contributions

Code 401 through Code 431

The estate or trust may make voluntary contributions of \$1 or more in whole dollar amounts to the funds listed in this section on Form 541, Side 2.

Code 401, Alzheimer's Disease/Related Disorders Fund.

Contributions will be used to provide grants to California scientists to study Alzheimer's disease and related disorders. This research includes basic science, diagnosis, treatment, prevention, behavioral problems, and care giving. With almost 600,000 Californians living with the disease and another 2 million providing care to a loved one with Alzheimer's, our state is in the early stages of a major public health crisis. Your contribution will ensure that Alzheimer's disease receives the attention, research, and resources it deserves. For more information, go to cdph.ca.gov and search for **alzheimer**.

Code 403, Rare and Endangered Species Preservation Program.

Contributions will be used to help protect and conserve California's many threatened and endangered species and the wild lands that they need to survive, for the enjoyment and benefit of you and future generations of Californians.

Code 405, California Breast Cancer Research Fund.

Contributions will fund research toward preventing and curing breast cancer. Breast cancer is the most common cancer to strike women in California. It kills 4,000 California women each year. Contributions also fund research on prevention and better treatment, and keep doctors up-to-date on research progress. For more about the research your contributions support, go to cbcrp.org. Your contribution can help make breast cancer a disease of the past.

Code 406, California Firefighters' Memorial Fund.

Contributions will be used for repair and maintenance of the California Firefighters' Memorial on the grounds of the State Capitol. Ceremonies to honor the memory of fallen firefighters and to assist surviving loved ones, and for an informational guide detailing survivor benefits to assist the spouses/RDPs and children of fallen firefighters.

Code 407, Emergency Food for Families Fund.

Contributions will be used to help local food banks feed California's hungry. Your contribution will fund the purchase of much-needed food for delivery to food banks, pantries, and soup kitchens throughout the state. The State Department of Social Services will monitor its distribution to ensure the food is given to those most in need.

Code 408, California Peace Officer Memorial Foundation Fund.

Contributions will be used to preserve the memory of California's fallen peace officers and assist the families they left behind. Since statehood, over 1,300 courageous California peace officers have made the ultimate sacrifice while protecting law-abiding citizens. The non-profit charitable organization, California Peace Officers' Memorial Foundation, has accepted the privilege and responsibility of maintaining a memorial for fallen officers on the State Capitol grounds. Each May, the Memorial Foundation conducts a dignified ceremony honoring fallen officers and their surviving families by offering moral support, crisis counseling, and financial support that includes

academic scholarships for the children of those officers who have made the supreme sacrifice. On behalf of all of us and the law-abiding citizens of California, thank you for your participation.

Code 410, California Sea Otter Fund.

The California Coastal Conservancy and the Department of Fish and Game will each be allocated 50% of the contributions. Contributions allocated to the California Coastal Conservancy will be used for research, science, protection, projects, or programs related to the Federal Sea Otter Recovery Plan or improving the nearshore ocean ecosystem, including program activities to reduce sea otter mortality. Contributions allocated to the Department of Fish and Game will be used to establish a sea otter fund within the department's index coding system for increased investigation, prevention, and enforcement action.

Code 413, California Cancer Research Fund.

Contributions will be used to provide research on cancer causes, detection and prevention, and provide education and support to cancer survivors.

Code 419, Child Victims of Human Trafficking Fund.

Contributions will be used to fund, through grants, eligible community-based organizations that agree to provide services to minors who are victims of human trafficking.

Code 422, School Supplies for Homeless Children Fund.

Contributions will be used to provide school supplies and health-related products to homeless children.

Code 424, Protect Our Coast and Oceans Fund.

Contributions will be used to provide grants to community organizations working to protect, restore, and enhance the California coast and ocean. Contributions will support shoreline cleanups, habitat restoration, coastal access improvements, and ocean education programs.

Code 425, Keep Arts in Schools Fund.

Contributions will be used by the Arts Council for the allocation of grants to individuals or organizations administering arts programs for children in preschool through 12th grade.

Code 427, California Senior Legislature Fund.

The California Senior Legislature (CSL) is a non-partisan, all volunteer group of 120 senior volunteers that work to identify senior issues statewide and write proposals to improve those issues. Additionally, CSL works directly with the current Legislators to get those proposals turned into bills and eventually into law. In its 35+ years, over 198 CSL bills have been signed by the California Governor. Laws that have been sponsored by CSL include those covering Adult Day Health Care Centers, nutrition centers, respite care, long-term care, elder abuse prevention programs, Alzheimer day care programs, and more.

Code 428, Habitat for Humanity Fund.

Contributions will be used to build affordable housing in California.

Code 429, California Sexual Violence Victim Services Fund.

Contributions will be used to further the services that California's rape crisis centers provide for victims of rape or sexual assault.

Code 430, State Children's Trust Fund for the Prevention of Child Abuse.

Contributions will be used to support child abuse prevention programs with demonstrated success, public education efforts to change adult behaviors and educate

parents, innovative research to identify best practices, and the replication of those practices to prevent child abuse and neglect.

Code 431, Prevention of Animal Homelessness & Cruelty Fund.

Contributions will be used to provide funding to programs designed to prevent and eliminate animal homelessness and cruelty, research that explores novel approaches to preventing and eliminating pet homelessness and the prevention, investigations, and prosecution of animal cruelty and neglect.

Line 61 – Total voluntary contributions

Add the amounts entered on Code 401 through Code 431. Enter the total on Form 541, Side 2, line 41.

Schedule A Charitable Deduction

California law generally follows federal law, however, California does not conform to IRC Section 1202.

A trust claiming a charitable or other deduction under IRC Section 642(c) for the taxable year must file the information return required by R&TC Section 18635 on Form 541-A.

California law follows federal law for charitable contributions.

Attach a statement listing the name and address of each charitable organization to which your contributions totaled \$3,000 or more.

Line 1a – If the fiduciary is claiming the College Access credit, do not include the amount used to calculate the credit on line 1a.

See the instructions for completing federal Form 1041, Schedule A, Charitable Deduction.

Schedule B Income Distribution Deduction

California law generally follows federal law.

Schedule P (541) must be completed if the estate or trust had an income distribution deduction.

Line 1 – If the amount on Side 1, line 17, is less than zero and the negative number is attributable in whole or in part to the capital loss limitation rules under IRC Section 1211(b), then enter as a negative number on Schedule B, line 1, the lesser of the loss from Side 1, line 17, or the loss from Side 1, line 4. If the negative number is not attributable to the capital loss on line 4, enter -0-.

Line 2 – Figure the adjusted tax-exempt interest as follows:

From the amount of tax-exempt interest received, subtract the total of 1 and 2 below.

1. The amount of tax-exempt interest, including exempt interest dividends from qualified mutual funds, on Form 541, Schedule A, line 2.
2. Any disbursements, expenses, losses, etc., directly or indirectly allocable to the interest (even though described as not deductible under R&TC Section 17280).

Figure the amount of the indirect disbursements, etc., allocable to tax-exempt interest as follows:

1. Divide the total tax-exempt interest received by the total of all the items of gross income (including tax-exempt interest) included in distributable net income.
2. Multiply the result by the total disbursements, etc., of the trust that are not directly attributable to any items of income.

Include any nontaxable gain from installment sales of small business stock sold prior to October 1, 1987, and includable in distributable net income.

Line 3 – Include all capital gains, whether or not distributed, that are attributable to income under the governing instrument or local law. If the amount on Schedule D (541), line 9, column (a) is a net loss, enter -0-.

California does not conform to qualified small business stock gain exclusion under IRC Section 1202.

Line 9 and Line 10 – These lines provide for the computation of the deduction allowable to the fiduciary for amounts paid, credited, or required to be distributed to the beneficiaries of the estate or trust. The deduction is equal to the amounts paid, credited, or required to be distributed or the distributable net income, whichever is smaller, adjusted in either case to exclude items of tax-exempt income entering into distributable net income. See the instructions for completing federal Form 1041, Schedule B, and attach Schedule J (541), Trust Allocation of an Accumulation Distribution, if required.

Complete and attach to Form 541 a properly completed Schedule K-1 (541) for each beneficiary. An FTB-approved substitute form or the information notice sent to beneficiaries may be used if it contains the information required by Schedule K-1 (541).

For more information, see General Information E, Additional Forms the Fiduciary May Have to File.

Schedule G California Source Income and Deduction Apportionment

Trust Income to be Reported from Sources.

Income retained by a trust is taxable to the trust. Income from California sources is taxable regardless of the residence of the fiduciaries and beneficiaries. R&TC Section 17742 through Section 17745 provide that the taxability of non-California source income retained by a trust and allocated to principal depends on the residence of the fiduciaries and **noncontingent** beneficiaries, not the person who established the trust. Contingent beneficiaries are not relevant in determining the taxability of a trust.

A noncontingent or vested beneficiary has an unconditional interest in the trust income or corpus. If the interest is subject to a condition precedent, something must occur before the interest becomes present, it is not counted for purposes of computing taxable income. Surviving an existing beneficiary to receive a right to trust income is an example of a condition precedent.

There are five different situations that can occur when determining the taxability of a trust. The situations and treatment are:

1. If the trustee (or all the trustees, if more than one) is a California resident, the trust is taxed on all income from all sources (R&TC Section 17742).
2. If the noncontingent beneficiary (or all the noncontingent beneficiaries, if more than one) is a California resident, the trust is taxed on all income from all sources (R&TC Section 17742).

3. If at least one trustee is a California resident and at least one trustee is a nonresident and all beneficiaries are nonresidents, the trust is taxed on all California source income plus the proportion of all other income that the number of California resident trustees bears to the total number of trustees (R&TC Section 17743). Complete Schedule G.
4. If all of the trustees are nonresidents and at least one noncontingent beneficiary is a California resident and at least one noncontingent beneficiary is a nonresident, the trust is taxed on all California source income plus the proportion of all other income that the number of California resident noncontingent beneficiaries bear to the total number of noncontingent beneficiaries (R&TC Section 17744). Complete Schedule G.
5. If the trust has resident and nonresident trustees and resident and nonresident noncontingent beneficiaries, both situations 3 and 4 apply. Complete Schedule G.

The R&TC and accompanying regulations do not discuss the situation where some fiduciaries and some beneficiaries are nonresidents (situation 5). The FTB Legal Ruling No. 238, October 27, 1959, provides the method for allocating non-California source income where there is a mixture of California resident and nonresident fiduciaries, and California resident and nonresident noncontingent beneficiaries.

Example: Assume that the total taxable income of the trust is \$90,000 and is not sourced in California. There are three trustees, one of whom is a resident of California. There are two noncontingent income beneficiaries, one of whom is a resident of California. The amount of income taxable by California is calculated in the following steps:

1. Taxable income is first allocated to California by the ratio of the number of California trustees to the total number of trustees. The trustee calculation is $1/3$ of $\$90,000 = \$30,000$.
2. The amount allocated to California in that ratio (from Step 1) is subtracted from total taxable income. The amount for the next allocation is $\$60,000$ ($\$90,000 - \$30,000$).
3. The remainder of total income is then allocated to California by the ratio of the number of California noncontingent beneficiaries to the total number of noncontingent beneficiaries. The beneficiary calculation is $1/2$ of $\$60,000 = \$30,000$.
4. The sum of the trustee calculation and the noncontingent beneficiary calculation is the amount of non-California source income taxable by California. The trustee income calculation of $\$30,000$ plus the beneficiary income calculation of $\$30,000$ equals the income taxable by California of $\$60,000$.

The apportionment described above does not apply when the interest of a beneficiary is contingent. See R&TC Section 17745 regarding taxability in such cases.

If any of the following apply, all trust income is taxable to California. **Do not** complete Schedule G.

- All trustees are California residents
- All non-contingent beneficiaries are California residents
- All trust income is from California sources

The amounts transferred from Schedule G, column F and column H, should only include income and deductions reportable to California.

Part I

Complete lines 1a through 1f **before** completing the Income and Deduction Allocation.

The trustee is required to disclose the number of the trust's California resident trustees, nonresident trustees total trustees, California resident noncontingent beneficiaries, and total noncontingent beneficiaries.

Line 1(a) and Line 1(b) – Provide the total number of California resident trustees and the total number of California nonresident trustees who served the trust during any portion of the trust's taxable year. If a trustee ceased to serve the trust during any portion of the taxable year, changed residence during the taxable year, or began serving the trust during the taxable year, attach an additional statement identifying the particular trustee, the relevant date or dates, and a description of the event.

Line 1(d) and Line 1(e) – Include only noncontingent beneficiaries as provided in R&TC Section 17742. If the trust has no California resident noncontingent beneficiaries or no nonresident noncontingent beneficiaries, enter -0- on line 1(d) or line 1(e), respectively.

Part II

Complete Column A through Column H to determine the amounts to enter on Form 541, Side 1, line 1 through line 15b.

Income Allocation

- Column A: Enter the California sourced income amount for line 1 through line 8.
- Column B: Enter the non-California sourced income amount for line 1 through line 8.
- Column C: Multiply column B by
 $\frac{\text{Number of CA trustees}}{\text{Total number of trustees}}$
- Column D: Subtract column C from column B.
- Column E: Multiply column D by
 $\frac{\text{Number of CA noncontingent beneficiaries}}{\text{Total number of noncontingent beneficiaries}}$
- Column F: Add columns A, C, and E.
- Line 9:** Total lines 1 through 8 for column A through column F.

Deduction Allocation

- Column G: Enter the total amount of deductions for line 10 through line 15b.
- Column H: Multiply the amounts in column G, line 10 through line 15b by
 $\frac{\text{Line 9, column F}}{\text{Line 9, column A plus B}}$

CREDIT CHART

Credit Name	Code	Description
California Competes Tax – FTB 3531	233	The credit, which is allocated and certified by the California Competes Tax Credit Committee, is available for businesses that want to come to California or to stay and grow in California Website: business.ca.gov
California Motion Picture and Television Production – FTB 3541	223	The credit, which is allocated and certified by the California Film Commission, is 20% of expenditures attributable to a qualified motion picture and 25% of production expenditures attributable to an independent film or a TV series that relocates to California
College Access Tax – FTB 3592	235	The credit, which is allocated and certified by the California Educational Facilities Authority, is available for taxpayers who contribute to the College Access Tax Credit Fund Website: treasurer.ca.gov/cefa
Community Development Financial Institutions Investment – Certification Required	209	20% of each qualified investment made to a community development financial institution Obtain certification from: California Organized Investment Network (COIN), Department of Insurance, 300 Capitol Mall, Suite 1600, Sacramento CA 95814. Website: insurance.ca.gov
Disabled Access for Eligible Small Businesses – FTB 3548	205	Similar to the federal credit but limited to \$125 based on 50% of qualified expenditures that do not exceed \$250
Donated Agricultural Products Transportation – FTB 3547	204	50% of the costs paid or incurred for the transportation of agricultural products donated to nonprofit charitable organizations
Donated Fresh Fruits or Vegetables – FTB 3811	224	10% of the donation's costs for qualified taxpayers who donate fresh fruits or fresh vegetables to a California food bank
Enhanced Oil Recovery – FTB 3546	203	One third of the similar federal credit and limited to qualified enhanced oil recovery projects located within California
Enterprise Zone Hiring – FTB 3805Z	176	Hiring credit for an enterprise zone
Environmental Tax – FTB 3511	218	Five cents (\$.05) for each gallon of ultra low sulfur diesel fuel produced during the taxable year by a small refiner at any facility located in California
Local Agency Military Base Recovery Area Hiring – FTB 3807	198	Hiring credit for a local agency military base recovery area
Low-Income Housing – FTB 3521	172	Similar to the federal credit but limited to low-income housing in California
Manufacturing Enhancement Area Hiring – FTB 3808	211	Hiring credit for a manufacturing enhancement area
Natural Heritage Preservation – FTB 3503	213	55% of the fair market value of any qualified contribution of property donated to the state, any local government, or any nonprofit organization designated by a local government
New Advanced Strategic Aircraft	236	The credit is available to qualified corporations that hire qualified employees and pay or incur qualified wages to manufacture certain property for the United States Air Force
New Employment – FTB 3554	234	The credit is available for a taxpayer that hires a full-time employee and pays or incurs wages in a designated census tract or economic development area, and receives a tentative credit reservation for that full-time employee
Other State Tax – Schedule S	187	Net income tax paid to another state or a U.S. possession on income also taxed by California
Prior Year Alternative Minimum Tax – FTB 3510	188	Must have paid alternative minimum tax in a prior year and have no alternative minimum tax liability in 2015
Prison Inmate Labor – FTB 3507	162	10% of wages paid to prison inmates
Research – FTB 3523	183	Similar to the federal credit but limited to costs for research activities in California
Targeted Tax Area Hiring – FTB 3809	210	Hiring credit for a targeted tax area

Repealed Credits: The expiration dates for these credits have passed. However, these credits had carryover provisions. The estate or trust may claim these credits only if there is a carryover available from prior years. If the estate or trust is not required to complete Schedule P (541), get form FTB 3540, Credit Carryover and Recapture Summary, to figure the estate's or trust's credit carryover to future years. For LAMBRA or TTA credit carryovers, get form FTB 3807 or form FTB 3809. See "Where to Get Tax Forms and Publications" on the back cover.

Agricultural Products	175	Farmworker Housing	207	Residential Rental & Farm Sales	186
Commercial Solar Electric System	196	Joint Strike Fighter Wages	215	Rice Straw	206
Commercial Solar Energy	181	Joint Strike Fighter Property	216	Ridesharing	171
Employee Ridesharing	194	Local Agency Military Base Recovery Area		Salmon & Steelhead Trout Habitat	
Employer Childcare Contribution	190	Sales or Use Tax	198	Restoration	200
Employer Childcare Program	189	Low-Emission Vehicles	160	Solar Energy	180
Employer Ridesharing: Large employer	191	Manufacturers' Investment	199	Solar Pump	179
Small employer	192	New Jobs	220	Solar or Wind Energy System	217
Transit passes	193	Orphan Drug	185	Targeted Tax Area Sales or Use Tax	210
Energy Conservation	182	Political Contributions	184	Water Conservation	178
Enterprise Zone Sales or Use Tax	176	Recycling Equipment	174		

THIS PAGE INTENTIONALLY LEFT BLANK

Visit our website:

ftb.ca.gov

2015 California Fiduciary Income Tax Return

For calendar year 2015 or fiscal year beginning (mm/dd/yyyy) and ending (mm/dd/yyyy)

Form header section including: Type of entity (Decedent's estate, Simple trust, etc.), Name of estate or trust, FEIN, Name and title of all fiduciaries, Additional information, PBA code, Street address, Apt no./suite no., PMB/private mailbox, City, State, ZIP code, Foreign country name, Foreign province/state/county, Foreign postal code, and applicable boxes for Initial tax return, Final tax return, REMIC, Amended tax return, and Change in fiduciary's name or address.

Trusts that have nonresident trustees and/or nonresident beneficiaries must first complete Schedule G on Side 3.

Income section table with columns for line number, description, and amount. Includes lines 1-9 for Interest income, Dividends, Business income, Capital gain, Rents, Farm income, Ordinary gain, and Total income.

Deductions section table with columns for line number, description, and amount. Includes lines 10-15c for Interest, Taxes, Fiduciary fees, Charitable deduction, Attorney fees, and Other deductions, and lines 16-20b for Total, Adjusted total income, Income distribution deduction, and Taxable income.

Tax and Payments section table with columns for line number, description, and amount. Includes lines 21-34 for Regular tax, Exemption credit, Credits, Total, Subtract line 24, Alternative minimum tax, Mental Health Services Tax, Total tax, California income tax withheld, California income tax previously paid, Withholding Form, 2015 CA estimated tax, Total payments, and Use tax.

Tax and Payments	35	Payments balance. If line 33 is more than line 34, subtract line 34 from line 33	<input checked="" type="radio"/> 35	00
	36	Use tax balance. If line 34 is more than line 33, subtract line 33 from line 34	<input checked="" type="radio"/> 36	00
	37	Tax Due. If line 28 is more than line 35, subtract line 35 from line 28	<input checked="" type="radio"/> 37	00
	38	Overpaid tax. If line 35 is more than line 28, subtract line 28 from line 35	<input checked="" type="radio"/> 38	00
	39	Amount on line 38 to be credited to 2016 estimated tax	<input checked="" type="radio"/> 39	00
	40	Amount of overpaid tax available this year. Subtract line 39 from line 38	<input checked="" type="radio"/> 40	00
	41	Total voluntary contributions from line 61 below	<input checked="" type="radio"/> 41	00
	42	Refund or no amount due. See instructions	<input type="radio"/> 42	00
	43	Amount due. See instructions	<input checked="" type="radio"/> 43	00
	44	Underpayment of estimated tax. Check the box: <input type="checkbox"/> FTB 5805 attached <input type="checkbox"/> FTB 5805F attached. See instructions	<input checked="" type="radio"/> 44	00

	Code		Amount			
Voluntary Contributions	Alzheimer's Disease/Related Disorders Fund	<input checked="" type="radio"/> 401	00	School Supplies for Homeless Children Fund	<input checked="" type="radio"/> 422	00
	Rare and Endangered Species Preservation Program	<input checked="" type="radio"/> 403	00	Protect Our Coast and Oceans Fund	<input checked="" type="radio"/> 424	00
	CA Breast Cancer Research Fund	<input checked="" type="radio"/> 405	00	Keep Arts in Schools Fund	<input checked="" type="radio"/> 425	00
	CA Firefighters' Memorial Fund	<input checked="" type="radio"/> 406	00	California Senior Legislature Fund	<input checked="" type="radio"/> 427	00
	Emergency Food For Families Fund	<input checked="" type="radio"/> 407	00	Habitat For Humanity Fund	<input checked="" type="radio"/> 428	00
	CA Peace Officer Memorial Foundation Fund	<input checked="" type="radio"/> 408	00	California Sexual Violence Victim Services Fund	<input checked="" type="radio"/> 429	00
	CA Sea Otter Fund	<input checked="" type="radio"/> 410	00	State Children's Trust Fund for the Prevention of		
	CA Cancer Research Fund	<input checked="" type="radio"/> 413	00	Child Abuse	<input checked="" type="radio"/> 430	00
	Child Victims of Human Trafficking Fund	<input checked="" type="radio"/> 419	00	Prevention of Animal Homelessness & Cruelty Fund	<input checked="" type="radio"/> 431	00
	61 Total voluntary contributions. Add line 401 through line 431. Enter here and on line 41, above.	<input checked="" type="radio"/> 61				00

Schedule A Charitable Deduction. Do not complete for a simple trust or a pooled income fund. See instructions.

1 a	Amounts paid for charitable purposes from gross income	<input type="radio"/> 1a	00
b	Amounts permanently set aside for charitable purposes from gross income. See instructions	<input checked="" type="radio"/> 1b	00
c	Total. Add line 1a and line 1b	<input type="radio"/> 1c	00
2	Tax-exempt income allocable to charitable contributions. See instructions	<input type="radio"/> 2	00
3	Subtract line 2 from line 1c	<input type="radio"/> 3	00
4	Capital gains for the tax year allocated to corpus and paid or permanently set aside for charitable purposes	<input type="radio"/> 4	00
5	Charitable deduction. Add line 3 and line 4. Enter here and on Side 1, line 13	<input type="radio"/> 5	00

Other Information.

<p>1 Date trust was created or, if an estate, date of decedent's death:</p> <p>a <input checked="" type="radio"/> (mm/dd/yyyy) _____</p> <p>b Name of Grantor(s) of Trust _____ (attach an additional sheet if necessary)</p> <p>2 a If an estate, was decedent a California resident? <input type="checkbox"/> Yes <input type="checkbox"/> No</p> <p>b Was decedent married at date of death? <input type="checkbox"/> Yes <input type="checkbox"/> No</p> <p>c If "Yes," enter surviving spouse's/RDP's social security number (or ITIN) and name: _____</p> <p>3 If an estate, enter fair market value (FMV) of:</p> <p>a Decedent's assets at date of death _____</p> <p>b Assets located in California _____</p> <p>c Assets located outside California _____</p> <p>Note: Income of final year is taxable to beneficiaries.</p>	<p>4 If this is the final tax return of an estate, enter date of court order, if applicable, authorizing the final distribution . . . _____</p> <p>5 Did the estate or trust receive tax-exempt income? <input type="checkbox"/> Yes <input type="checkbox"/> No If "Yes," attach computation of the allocation of expenses.</p> <p>6 Is this tax return for a short taxable year? <input type="checkbox"/> Yes <input type="checkbox"/> No</p> <p>7 Has the estate or trust included a Reportable Transaction, or Listed Transaction within this tax return? <input type="checkbox"/> Yes <input type="checkbox"/> No If "Yes," complete and attach federal Form 8886.</p> <p>8 Does this trust have a beneficial interest in a trust or is it a grantor of another trust? Attach schedule of trusts and federal IDs. <input checked="" type="radio"/> Yes <input type="checkbox"/> No</p> <p>9 During the year did the estate or trust defer any income from the disposition of assets? <input checked="" type="radio"/> Yes <input type="checkbox"/> No</p>
---	--

Sign Here	Under penalties of perjury, I declare that I have examined this tax return, including accompanying schedules and statements, and to the best of my knowledge and belief, it is true, correct, and complete. Declaration of preparer (other than taxpayer) is based on all information of which preparer has any knowledge.		
	Signature of trustee or officer representing fiduciary X		Date
Paid Preparer's Use Only	Preparer's signature X	Date	Check if self-employed <input type="checkbox"/> <input checked="" type="radio"/> PTIN
	Firm's name (or yours, if self-employed) and address.		<input checked="" type="radio"/> FEIN
			Telephone ()
May the FTB discuss this tax return with the preparer shown above (see instructions)? <input checked="" type="radio"/> Yes <input type="checkbox"/> No			

Schedule B Income Distribution Deduction.

1	Adjusted total income. Enter amount from Side 1, line 17	1	00
2	Adjusted tax-exempt interest and nontaxable gain from installment sale of small business stock. See instructions.	2	00
3	Net gain shown on Schedule D (541), line 9, column (a). If net loss, enter -0-. See instructions	3	00
4	Enter amount from Schedule A, line 4	4	00
5	Enter capital gain included on Schedule A, line 1c	5	00
6	If the amount on Side 1, line 4 is a gain, enter the amount here as a negative number. If the amount on Side 1, line 4 is a loss, enter the loss as a positive number	6	00
7	Distributable net income. Combine line 1 through line 6	7	00
8	Income for the taxable year determined under the governing instrument (accounting income)	8	00
9	Income required to be distributed currently (IRC Section 651)	9	00
10	Other amounts paid, credited, or otherwise required to be distributed (IRC Section 661)	10	00
11	Total distributions. Add line 9 and line 10. If the result is greater than line 8, see federal Form 1041, Schedule B, line 11 instructions to see if you must complete Schedule J (541)	11	00
12	Enter the total amount of tax-exempt income included on line 11	12	00
13	Tentative income distribution deduction. Subtract line 12 from line 11	13	00
14	Tentative income distribution deduction. Subtract line 2 from line 7	14	00
15	Income distribution deduction. Enter the smaller of line 13 or line 14 here and on Side 1, line 18	15	00

Schedule G California Source Income and Deduction Apportionment. Complete line 1a through line 1f before Part II.

Part I: If a trust, enter the number of:

- 1 a California resident trustees ● _____
- b Nonresident trustees ● _____
- c Total number of trustees (line a plus line b) ● _____
- d California resident beneficiaries ● _____
- e Nonresident beneficiaries ● _____
- f Total number of beneficiaries (line d plus line e) ● _____

Part II: Income Allocation. Complete column A through column F. Enter the amounts from lines 1-9, column F, on Form 541, Side 1, lines 1-9.

Type of Income	(A) California Source Income	(B) Non-California Source Income	(C) Apportioned Income $\frac{\# \text{ CA Trustees } \times \text{ B}}{\# \text{ Total Trustees}}$	(D) Remaining Non-California Source Income Col. B – Col. C	(E) Apportioned Income $\frac{\# \text{ CA Beneficiaries } \times \text{ D}}{\# \text{ Total Beneficiaries}}$	(F) Income Reportable to California (Col. A+C+E)
1 Interest	●	●				
2 Dividends	●	●				
3 Business income	●	●				
4 Capital gain	●	●				
5 Rents, royalties, etc.	●	●				
6 Farm income	●	●				
7 Ordinary gain	●	●				
8 Other income	●	●				
9 Total income	●	●				

Deduction Allocation. Complete column G and column H. Enter the amounts from lines 10-15b, Column H, on Form 541, Side 1, lines 10-15b.

Type of Deduction	(G) Total Deductions	(H) Amounts Allocable To California
10 Interest		
11 Taxes		
12 Fiduciary fees		
13 Charitable deduction		
14 Attorney, accountant, and tax return preparer fees		
15 a Other deduction not subject to 2% floor		
b Allowable misc. itemized deductions subject to 2% floor		
16 Total deductions		

THIS PAGE INTENTIONALLY LEFT BLANK

Visit our website:

ftb.ca.gov

2015 Capital Gain or Loss

D (541)

Attach to Form 541 or Form 109.

Name as shown on the tax return

FEIN

Part I Capital Gain and Loss

(a) Description of property: Example, 100 shares 7% preferred of "Z" Co.	(b) How was property held, community, separately, jointly?	(c) Date acquired (mm/dd/yyyy)	(d) Date sold (mm/dd/yyyy)	(e) Gross sales price	(f) Cost or other basis, as adjusted, plus expense of sale	(g) Gain (or loss) column (e) less column (f)
1						

- 2 Capital gain from installment sales from form FTB 3805E, line 26 or line 37 2
- 3 Enter your share of net gain or (loss) from partnerships, S corporations, limited liability companies (LLCs), and other fiduciaries . . . 3
- 4 Capital gain distributions. See instructions 4
- 5 Net gain or (loss). Combine line 1, column (g), line 2, line 3, and line 4. 5
- 6 Enter gain, if applicable, from California Schedule D-1. 6
- 7 Capital loss carryover from 2014. There is no capital loss carryover from a decedent to an estate. 7
- 8 Net gain or (loss). Combine line 5, line 6, and line 7. 8

Part II Summary of Part I

	(a) Beneficiaries	(b) Fiduciary	(c) Total
9 Enter the net gain or (loss) from line 8, above. If line 9, column (c), is a net gain, enter the gain on Form 541, line 4 or Form 109, Side 2, Part I, line 4a. If line 9, column (c), is a net loss, complete Part III. See instructions 9			

Part III Computation of Capital Loss Limitation

- 10 Enter here and enter as a loss on Form 541, line 4 or Form 109, Side 2, Part I, line 4c the smaller of:
The net loss on line 9, column (c) or \$3,000 10

Instructions for Schedule D (541)

Capital Gain or Loss

References in these instructions are to the Internal Revenue Code (IRC) as of January 1, 2015, and to the California Revenue and Taxation Code (R&TC).

General Information

In general, for taxable years beginning on or after January 1, 2015, California law conforms to the Internal Revenue Code (IRC) as of January 1, 2015. However, there are continuing differences between California and federal law. When California conforms to federal tax law changes, we do not always adopt all of the changes made at the federal level. For more information, go to ftb.ca.gov and search for **conformity**. Additional information can be found in FTB Pub. 1001, Supplemental Guidelines to California Adjustments, the instructions for California Schedule CA (540 or 540NR), and the Business Entity tax booklets. The instructions provided with California tax forms are a summary of California tax law and are only intended to aid taxpayers in preparing their state income tax returns. We include information that is most useful to the greatest number of taxpayers in the limited space available. It is not possible to include all requirements of the California Revenue and Taxation Code (R&TC) in the tax booklets. Taxpayers should not consider the tax booklets as authoritative law.

A Purpose

Use Schedule D (541), Capital Gain or Loss, to report gains and losses from the sale or exchange of capital assets by an exempt organization, estate, or trust. Generally, California law follows federal law.

To report sales or exchanges of property other than capital assets, including the sale or exchange of property used in a trade or business and involuntary conversions (other than casualties and thefts), get California Schedule D-1, Sales of Business Property.

If property is involuntarily converted because of casualty or theft, complete federal Form 4684, Casualties and Thefts, using California amounts.

California does not have a special capital gain tax rate.

B Miscellaneous Information

See the instructions for federal Schedule D (Form 1041), Capital Gains and Losses, for the definition of capital assets.

In computing gross income, no distinction is made between gains and losses allocable to income account and those allocable to corpus account.

Qualified Small Business Stock

California does not conform to the qualified small business stock deferral and gain exclusion under IRC Section 1045 and IRC Section 1202.

C Basis

California law generally follows federal law with respect to basis. In determining the basis of property apply one of the following:

Gift

Generally, use the donor's basis if the transaction results in a gain. Use the lower of the donor's basis or the fair market value (FMV) on the date of the gift if the transaction results in a loss.

Inherited property

Use the FMV at the date of death, unless an alternate valuation date election is made under IRC Section 2032.

For special cases involving property acquired from a decedent before 1987, see former R&TC Sections 18031 through 18033.

The basis of the decedent's one-half of community property is the FMV at date of death. If the decedent's death occurred after December 31, 1986, the basis of the surviving spouse's one-half of community property becomes the FMV on the date of the decedent's death.

Depreciation Methods and Property Expensing

California law has not always conformed to federal law regarding depreciation methods, special credits, or accelerated write offs. Consequently, the recovery period and the basis on which depreciation is calculated may be different from the amounts used for federal purposes.

Before 1987, California law disallowed the use of accelerated cost recovery system (ACRS). California depreciation is calculated in the same manner as in prior years for those assets. The election to expense certain tangible property **does not** apply to estates and trusts.

Figure the original basis using the California law in effect when the asset was acquired, and adjust it according to provisions of California law in effect. For more information get form FTB 3885F, Depreciation and Amortization, and FTB Pub. 1001, or refer to the R&TC.

D Internet Access

You can download, view, and print California tax forms and publications at ftb.ca.gov.

Access other California state agency websites at ca.gov.

Specific Line Instructions

If you file Form 109, California Exempt Organization Business Income Tax Return, attach a copy of your completed Schedule D (541) to Form 109.

Part I – Capital Gain and Loss

Line 2 – If the estate or trust sold property at a gain this taxable year and is to receive any payment in a later taxable year, use the installment method and file form FTB 3805E, Installment Sale Income. If the estate or trust elects out of the installment method, report the gain or loss on line 1. Also, use form FTB 3805E if a payment was received in the taxable year from a sale made in an earlier year on the installment basis.

If the estate or trust elects not to use the installment method and is reporting a note or other obligation at less than face amount on line 1, state that fact in the margin and give the percentage of valuation. Get federal Publication 537, Installment Sales, and federal Publication 559, Survivors, Executors, and Administrators, for additional information.

Line 4 – Report the amount from Form 1099-DIV, Dividends and Distributions, box 2a, on line 4.

Line 7 – Enter the amount of unused capital loss carryover from prior years.

There is no capital loss carryover from a decedent to an estate.

Part II – Summary of Part I

Line 9 – Use line 9 to summarize the gain or loss computed in Part I.

Column (a) — Beneficiaries

Enter the amounts of capital gain or loss allocable to the beneficiaries. **Do not** allocate capital losses to beneficiaries unless the capital losses are required to offset capital gains. See IRC Section 643(a). Any capital loss carryover for the final year is allowed to the beneficiaries, to the extent of their distributive shares.

Nonresident and part-year resident beneficiaries may have to report their loss carryovers, deferred deductions, and deferred income differently from the manner shown on their Schedule K-1 (541), Beneficiary's Share of Income, Deductions, Credits, etc. For more information, get FTB Pub. 1100, Taxation of Nonresidents and Individuals Who Change Residency.

Column (b) — Fiduciary

Enter the amounts of the gain or loss allocable to the fiduciary.

Enter any capital gain paid or permanently set aside for charitable purposes, IRC Section 642(c), in column (b).

Column (c) — Total

The amount entered on line 9, column (c), should be the total of the amounts shown on line 9, column (a) and column (b).

Form 109 filers, see instructions for that form.

Part III – Computation of Capital Loss Limitation

Line 10 – If line 9, column (c), shows a loss, the loss is limited at line 10 to the smaller of the amount of the loss or \$3,000.

Form 109 filers, see instructions for that form.

Computation of Capital Loss Carryover from 2015 to 2016

Complete the California Capital Loss Carryover Worksheet to determine the capital loss carryover to 2016.

California Capital Loss Carryover Worksheet	
1. Loss from Schedule D (541), line 10, stated as a positive number.	1 _____
2. Amount from Form 541, line 17.	2 _____
3. Amount from Form 541, line 18.	3 _____
4. Subtract line 3 from line 2. If less than zero, enter as a negative amount	4 _____
5. Combine line 1 and line 4. If less than zero, enter -0-.	5 _____
6. Loss from Schedule D (541), line 9.	6 _____
7. Enter the smaller of line 1 or line 5.	7 _____
8. Subtract line 7 from line 6. This is your capital loss carryover to 2016.. . . .	8 _____
Note: If this is the final return of the estate or trust, also enter on Schedule K-1 (541), line 11b.	

2015 Depreciation and Amortization

3885F

Attach to Form 541, Form 109, or Form 199.

Name of estate or trust	FEIN
-------------------------	------

Assets and intangibles placed in service during the 2015 taxable year:			Depreciation			Amortization		
(a) Description of property	(b) Date placed in service (mm/dd/yyyy)	(c) Cost or other basis	(d) Method of figuring depreciation	(e) Life or rate	(f) Depreciation for this year	(g) Code section	(h) Period or percentage	(i) Amortization for this year
1								

Add line 1 column (f) and column (i) amounts. See instructions

Depreciation

- 2** California depreciation for assets placed in service beginning before the 2015 taxable year. 2 _____
Be sure to make adjustments for any basis differences.
- 3** Total California depreciation. Add line 1(f) and line 2. 3 _____

Amortization

- 4** California amortization for intangibles placed in service beginning before the 2015 taxable year. 4 _____
Be sure to make adjustments for any basis differences.
- 5** Total California amortization. Add line 1(i) and line 4. 5 _____
- 6** Total depreciation and amortization. Add line 3 and line 5. See instructions. 6 _____

General Information

In general, for taxable years beginning on or after January 1, 2015, California law conforms to the Internal Revenue Code (IRC) as of January 1, 2015. However, there are continuing differences between California and federal law. When California conforms to federal tax law changes, we do not always adopt all of the changes made at the federal level. For more information, go to ftb.ca.gov and search for **conformity**. Additional information can be found in FTB Pub. 1001, Supplemental Guidelines to California Adjustments.

The instructions provided with California tax forms are a summary of California tax law and are only intended to aid taxpayers in preparing their state income tax returns. We include information that is most useful to the greatest number of taxpayers in the limited space available. It is not possible to include all requirements of the California Revenue and Taxation Code (R&TC) in the tax booklets. Taxpayers should not consider the tax booklets as authoritative law.

A Purpose

Use form FTB 3885F, Depreciation and Amortization, to compute depreciation and amortization allowed as a deduction on Form 541, California Fiduciary Income Tax Return, Form 109, California Exempt Organization Business Income Tax Return, or Form 199, California Exempt Organization Annual Information Return. Attach form FTB 3885F to Form 541, Form 109, or Form 199.

Depreciation is the annual deduction allowed to recover the cost or other basis of business or income producing property with a determinable useful life of more than one year. Land is not depreciable.

Amortization is an amount deducted to recover the cost of certain capital expenses over a fixed period.

B Federal/State Differences

California law has not always conformed to federal law regarding depreciation methods, special credits, or accelerated write-offs. Consequently, the recovery periods and the basis on which the depreciation is calculated may be different from the amounts used for federal purposes. Reportable differences may occur if all or part of your assets were placed in service:

- **Before January 1, 1987.** California disallowed depreciation under the federal Accelerated Cost Recovery System (ACRS). California depreciation is calculated in the same manner as in prior years for those assets.
- **On or after January 1, 1987.** California provides special credits and accelerated write-offs that affect the California basis for qualifying assets. California does not conform to all the changes to federal law enacted in 1993. Therefore, the California basis or recovery periods may be different for some assets.
- **On or after September 11, 2001.** California has not conformed to the federal Job Creation and Worker Assistance Act of 2002 which allows taxpayers to take an additional first year depreciation deduction and Alternative Minimum Tax depreciation adjustment for property placed in service after September 10, 2001.
- **Amortization of Certain Intangibles.** California conforms to IRC Section 197 relating to the amortization of intangibles as of January 1, 1994. There is no separate California election required or allowed. However, for IRC Section 197 property acquired before January 1, 1994, the California adjusted basis as of January 1, 1994, must be amortized over the remaining federal amortization period.
- **American Recovery and Reinvestment Act of 2009.** California does not conform to the additional 50% first year special depreciation for qualified property acquired and placed in service on or after December 31, 2007.

- **Election to Expense Certain Tangible Property. (IRC 179)** This election does not apply to estates and trusts.

Differences may also occur for other less common reasons. This list is not intended to be all-inclusive of the federal and state differences. For more information about adjustments, get FTB Pub. 1001, or refer to the R&TC.

Specific Line Instructions

Line 1 – Complete columns (a) through (i) for each asset or group of assets placed in service during the 2015 taxable year. Enter the column (f) totals on line 1(f). Enter the column (i) totals on line 1(i).

Attach a schedule if you need additional space.

Line 2 – Enter total California depreciation for assets placed in service beginning before the 2015 taxable year, taking into account differences in asset basis or differences in California and federal tax law.

Line 4 – Enter total California amortization for intangibles placed in service beginning before the 2015 taxable year, taking into account any differences in asset basis or differences in California and federal tax law.

Line 6 – Add line 3 and line 5. Enter the total here and attach to Form 541.

If engaged in trade or business: Using California amounts, complete and attach federal Schedule C (Form 1040), Profit or Loss from Business, federal Schedule C-EZ (Form 1040), Net Profit from Business, federal Schedule E (Form 1040), Supplemental Income and Loss, and/or federal Schedule F (Form 1040), Profit or Loss From Farming. Follow federal instructions for “Depreciation, Depletion, and Amortization” regarding dividing the deductions between the fiduciary and the beneficiaries.

Form 109 filers: Enter the total on Form 109, Part II, line 21a.

Form 199 filers: Enter the total on Form 199, Part II, line 16.

THIS PAGE INTENTIONALLY LEFT BLANK

Visit our website:

ftb.ca.gov

2015

Trust Allocation of an Accumulation Distribution

J (541)

Attach to Form 541.

Name of trust

FEIN

Part I Accumulation Distribution

For definitions and special rules, see the federal Treasury Regulations under Internal Revenue Code (IRC) Sections 665-668. See the instructions for federal Form 4970, Tax on Accumulation Distribution of Trusts, for certain income minors may exclude and for special rules for multiple trusts.

- 1 Enter amount from 2015 Form 541, Schedule B, line 10
2 Enter amount from 2015 Form 541, Schedule B, line 7
3 Enter amount from 2015 Form 541, Schedule B, line 9
4 2015 distributable net income. Subtract line 3 from line 2. If line 3 is more than line 2, enter -0-
5 2015 accumulation distribution. Subtract line 4 from line 1

Part II Ordinary Income Accumulation Distribution. Enter the applicable throwback years below.

If the distribution is thrown back more than four years (starting with the earliest applicable taxable year beginning after December 31, 1968), attach additional schedules. If the trust was a simple trust, see federal Treasury Regulation Section 1.665(e) - 1A(b).

Table with 5 columns: Throwback year ending (YYYY), Throwback year ending (YYYY), Throwback year ending (YYYY), Throwback year ending (YYYY). Rows 6-17 for distribution details.

Part III Taxes Imposed on Undistributed Net Income. Enter the applicable throwback years below.

If more than four throwback years are involved, attach additional schedules. See General Instructions. If the trust received an accumulation distribution from another trust, see the federal Treasury Regulations under IRC Sections 665-668.		Throwback year ending (YYYY) _____	Throwback year ending (YYYY) _____	Throwback year ending (YYYY) _____	Throwback year ending (YYYY) _____
18 Tax. See instructions	18				
19 Total net capital gain. See instructions	19				
20 Net capital gain distributed to beneficiaries. See instructions . . .	20				
21 Net capital gain undistributed. Subtract line 20 from line 19 . . .	21				
22 Total taxable income. See instructions	22				
23 Enter percent (divide line 21 by line 22) but not more than 100%	23				
24 Multiply amount on line 18 by percent on line 23	24				
25 Tax on undistributed net income. Subtract line 24 from line 18. Enter here and on Part II, line 9	25				

Part IV Allocation to Beneficiary. See Part IV Instructions below. Complete Part IV for each beneficiary.

Beneficiary's name		Identifying number		
Beneficiary's address (number and street, PO box, or PMB no.)	Apt. no./ste. no.	(a) Enter amount from Part II, line 13 allocated to this beneficiary	(b) Enter amount from Part II, line 14 allocated to this beneficiary	(c) Enter amount from Part II, line 16 allocated to this beneficiary
City, State, and ZIP code				
26 Throwback year ending (YYYY) _____	26			
27 Throwback year ending (YYYY) _____	27			
28 Throwback year ending (YYYY) _____	28			
29 Throwback year ending (YYYY) _____	29			
30 Total. Add amounts from line 26 through line 29	30			
31 Is this beneficiary a nonresident of California?	31	<input type="checkbox"/> Yes <input type="checkbox"/> No		

2015 Instructions for Schedule J (541)

Trust Allocation of an Accumulation Distribution

References in these instructions are to the Internal Revenue Code (IRC), as of **January 1, 2015**, and to the California Revenue and Taxation Code (R&TC).

General Information

In general, for taxable years beginning on or after January 1, 2015, California law conforms to the Internal Revenue Code (IRC) as of January 1, 2015. However, there are continuing differences between California and federal law. When California conforms to federal tax law changes, we do not always adopt all of the changes made at the federal level. For more information, go to ftb.ca.gov and search for **conformity**. Additional information can be found in FTB Pub. 1001, Supplemental Guidelines to California Adjustments, the instructions for California Schedule CA (540 or 540NR), and the Business Entity tax booklets.

The instructions provided with California tax forms are a summary of California tax law and are only intended to aid taxpayers in preparing their state income tax returns. We include information that is most useful to the greatest number of taxpayers in the limited space available. It is not possible to include all requirements of the California Revenue and Taxation Code (R&TC) in the tax booklets. Taxpayers should not consider the tax booklets as authoritative law.

California has conformed to federal provisions of the Taxpayer Relief Act of 1997 repealing the throwback rules for certain domestic trusts. However, if the trust did not pay tax on the beneficiary's interest because the beneficiary was contingent, the income that would have been taxed is included by the beneficiary in the year it is distributable or distributed; see R&TC Section 17745(b).

Purpose

File Schedule J (541), Trust Allocation of an Accumulation Distribution, with Form 541, California Fiduciary Income Tax Return, to report an accumulation distribution by domestic complex trusts and certain foreign trusts.

Internet Access

You can download, view, and print California tax forms and publications at ftb.ca.gov.

Specific Instructions

Part I

Accumulation Distribution in 2015

R&TC Section 17779 specifically excludes from conformity IRC Section 665. Therefore, California law does not conform to federal law to exempt from taxation those accumulations occurring prior to a beneficiary turning age 21. For multiple trusts exceptions, see IRC Sections 665 and 667(c). The trustee reports the total amount of the accumulation distribution.

Part II

You must complete Part III before completing this part.

Ordinary Income Accumulation Distribution

Line 6 – Distributable net income

Enter the applicable amounts as follows:

Throwback Year(s):	Amount From:
1969-1978	Form 541, Schedule H, line 5
1979	Form 541, Part D, line 5
1980	Form 541, line 55
1981-1984	Form 541, line 57
1985-1986	Form 541, Schedule 3, line 11
1987	Form 541, Schedule 3, line 9
1988-1998	Form 541, Schedule B, line 8
1999-2014	Form 541, Schedule B, line 7

Line 7 – Distributions

Enter the applicable amounts for distributions made during earlier years as follows:

Throwback Year(s):	Amount From:
1969-1978	Form 541, Schedule I, line 3
1979	Form 541, Part D, line 8
1980	Form 541, line 58
1981-1984	Form 541, line 60
1985-1986	Form 541, Schedule 3, line 14
1987	Form 541, Schedule 3, line 13
1988-1998	Form 541, Schedule B, line 12
1999-2014	Form 541, Schedule B, line 11

Line 16 – Tax-exempt interest included on line 13.

For each throwback year, divide line 15 by line 6 and multiply the result by one of the following:

Throwback Year(s):	Amount From:
1969-1978	Form 541, Schedule H, line 2(a)
1979	Form 541, Part D, line 2(a)
1980	Form 541, line 52(a)
1981-1984	Form 541, line 54(a)
1985-1986	Form 541, Schedule 3, line 3
1987	Form 541, Schedule 3, line 2
1988-2014	Form 541, Schedule B, line 2

Part III

Taxes Imposed on Undistributed Net Income

For the regular tax computation, if there is a capital gain, complete line 18 through line 25 for each throwback year. If there is no capital gain for any year (or there is a capital loss for every year), enter on line 9 the amount of the tax for each year entered for line 18; do not complete Part III.

If the trust received an accumulation distribution from another trust, see the federal Treasury Regulations under IRC Sections 665-668.

Line 18 – Tax

Enter the applicable tax amounts as follows:

Throwback Year(s):	Amount From:
1969	Form 541, line 20
1970-1971	Form 541, line 21
1972-1979	Form 541, line 19
1980-1981	Form 541, line 23
1982-1984	Form 541, line 23(c)
1985-1986	Form 541, line 24(c)
1987-1989	Form 541, line 22(c)
1990-1996	Form 541, line 20(a)
1997-2014	Form 541, line 21(a)

Line 19 – Total net capital gain

Enter the applicable amounts as follows:

Throwback Year(s):	Amount From:
1969-1979	Form 541, line 6
1980-1986	Form 541, line 7
1987-1990	Form 541, line 6
1991-2014	Form 541, line 4

Line 20 – Net capital gain distributed to beneficiaries

Enter the applicable net capital gain distributed as follows:

Throwback Year(s):	Amount From:
1969	Form 541, Side 1, line 17 plus amounts from Schedule F-1 (541), lines 1 and 2
1970-1971	Form 541, Side 1, line 18 plus amounts from Schedule F-1 (541), lines 1 and 2
1972-1979	Schedule F-1 (541), lines 1(a)-1(c)
1980	Schedule K-1 (541), lines 2-4
1981	Schedule K-1 (541), lines 1-3
1982	Schedule D (541), line 25
1983	Schedule D (541), line 30
1984	Schedule D (541), line 33
1985-1986	Schedule D (541), line 28
1987	Schedule D (541), line 24
1988-2014	Schedule D (541), line 9(a)

Line 22 – Total taxable income

Enter the applicable amounts as follows:

Throwback Year(s):	Amount From:
1969	Form 541, line 19
1970-1971	Form 541, line 20
1972-1979	Form 541, line 18
1980-1984	Form 541, line 22
1985-1986	Form 541, line 23
1987-1989	Form 541, line 21
1990-1996	Form 541, line 19
1997-2010	Form 541, line 20
2011-2014	Form 541, line 20a

Part IV

Allocation to Beneficiary

Complete Part IV for each beneficiary. If the accumulation distribution is allocated to more than one beneficiary, attach an additional copy of Schedule J (541) with Part IV completed for each additional beneficiary. If more than four throwback years are involved, attach additional schedules.

Nonresident Beneficiaries.

In the case of a nonresident beneficiary, enter on line 26 through line 29, column (a), only that ratio of income from California sources as the amount on Part II, line 13 bears to the amount on Part II, line 10. Enter on line 26 through line 29, column (b), only that ratio of the amount on Part II, line 14 as the amount in column (a) bears to the amount on Part II, line 13.

Attach separate schedules supporting allocation of income to sources within and outside California.

Under R&TC Section 17953, income from trusts deemed distributed to nonresident beneficiaries is income from sources within California only if the income is derived from sources within California. Generally, for purposes of R&TC Section 17953, the nonresident beneficiary shall be deemed to be the owner of intangible personal property from which the income of the trust is derived.

If the beneficiary is a nonresident individual or a foreign corporation, see IRC Section 667(e) about retaining the character of the amounts distributed to determine the amount of withholding tax.

The beneficiary may use form FTB 5870A, Tax on Accumulation Distribution of Trusts, to compute the tax on the distribution.

THIS PAGE INTENTIONALLY LEFT BLANK

Visit our website:

ftb.ca.gov

2015

Beneficiary's Share of Income, Deductions, Credits, etc.

K-1 (541)

For calendar year 2015 or fiscal year beginning (mm/dd/yyyy) _____, and ending (mm/dd/yyyy) _____.

Fiduciaries: Complete a separate Schedule K-1 (541) for each beneficiary.

Beneficiaries: Refer to the instructions for Schedule K-1 (541).

Name of estate or trust

Table with 2 columns: Beneficiary's SSN/ITIN, California corporation no., California SOS file no., or FEIN; Estate's or trust's FEIN. Below are fields for beneficiary and fiduciary names and addresses.

- A Beneficiary's percentage of distribution at year end ... %
B Check here if this is: ... (1) A final Schedule K-1 (541) (2) An amended Schedule K-1 (541)
C What type of entity is this beneficiary? ... (1) Individual (2) Estate/Trust (3) Qualified Exempt Organization (4) Other
D Is this beneficiary a resident of California? ... Yes No
E Is the fiduciary a resident of California? ... Yes No

Main table with 5 columns: (a) Allocable share item, (b) Amount from federal Schedule K-1 (Form 1041), (c) California Adjustments, (d) Total amounts using California law, (e) California source amounts and credits. Rows include Income (Loss), Directly apportioned deduction, Final year deduction, Alternative minimum tax adjustment, Credits, and Other information.

THIS PAGE INTENTIONALLY LEFT BLANK

Visit our website:

ftb.ca.gov

2015 Beneficiary's Instructions for Schedule K-1 (541)

References in these instructions are to the Internal Revenue Code (IRC) as of **January 1, 2015**, and to the California Revenue and Taxation Code (R&TC).

General Information

Conformity

In general, for taxable years beginning on or after January 1, 2015, California law conforms to the Internal Revenue Code (IRC) as of January 1, 2015. However, there are continuing differences between California and federal law. When California conforms to federal tax law changes, we do not always adopt all of the changes made at the federal level. For more information, go to ftb.ca.gov and search for **conformity**. Additional information can be found in FTB Pub. 1001, Supplemental Guidelines to California Adjustments, the instructions for California Schedule CA (540 or 540NR), and the Business Entity tax booklets.

The instructions provided with California tax forms are a summary of California tax law and are only intended to aid taxpayers in preparing their state income tax returns. We include information that is most useful to the greatest number of taxpayers in the limited space available. It is not possible to include all requirements of the California Revenue and Taxation Code (R&TC) in the tax booklets. Taxpayers should not consider the tax booklets as authoritative law.

Purpose

The estate or trust uses Schedule K-1 (541), Beneficiary's Share of Income, Deductions, Credits, etc., to report your share of the estate's or trust's income, deductions, credits, etc. Your name, address, and tax identification number, as well as the estate's or trust's name, address, and tax identification number, should be entered on the Schedule K-1 (541). Keep Schedule K-1 (541) for your records. **Do not** file it with your tax return. The estate or trust has filed a copy with the Franchise Tax Board (FTB).

You are subject to tax on your share of the estate's or trust's income, and you must include your share on your individual tax return.

Schedule K-1 (541), column (b) shows amounts from your federal Schedule K-1 (Form 1041), Beneficiary's Share of Income, Deductions, Credits, etc. Column (c) shows the difference between federal and California amounts. Column (d) shows your total amounts using California law by combining column (b) and column (c). Column (e) shows your income and loss from California sources.

Generally, the amount of loss and deduction you may claim on your tax return is limited to your share of the estate or trust and the amount for which you are considered at-risk. If you have losses, deductions, or credits from a passive activity, you must also apply the passive activity rules. It is the beneficiary's responsibility to consider and apply any applicable limitations.

California law is generally the same as federal law with regard to income, the character of income, allocation of deductions, gifts, and bequests, and past years. Follow the instructions for federal Schedule K-1 (Form 1041) for these items.

Generally, you must report items shown on your Schedule K-1 (541) (and any attached schedules) the same way that the estate or trust treated the items on its tax return. If the treatment on your original or amended tax return is inconsistent with the estate's or trust's treatment, or if the estate or trust was required to but has not filed a tax return, you must attach a statement identifying the inconsistency. Beneficiaries may be liable for negligence penalties and penalties relating to mathematical errors if they cannot demonstrate that their treatment is consistent with the estate or trust.

Beneficiaries of estates and trusts include in their gross income their distributive share of the fiduciary's income distribution deduction for the taxable year. Amounts that are distributed by an estate or trust and that are not deductible in computing the entity's taxable income (i.e., distributions of corpus or tax-exempt income) usually are not taxable to the beneficiary.

Resident beneficiaries are taxed on income distributed or distributable from all sources. Nonresident beneficiaries are taxed only on income distributed or distributable that is derived from sources within California (R&TC Section 17953).

For purposes of this section, the nonresident beneficiary is deemed the owner of intangible personal property from which the income of the estate or trust is derived. Therefore, such income is taxed at the beneficiary's domicile.

The estate or trust will attach a schedule of intangible income, such as income from stocks, bonds, bank accounts, and notes, whose source is dependent upon the residence or commercial domicile of the taxpayer. The income on this schedule is not income from California sources for nonresidents but is income sourced at the beneficiary's state of residence or commercial domicile.

Specific Line Instructions

If you are a nonresident beneficiary, the California source amounts in column (e) will help you identify the California source adjusted gross income that must be reported on your Schedule CA (540NR), California Adjustments — Nonresidents or Part-Year Residents, column E. Part-year residents may be required to calculate their IRC Section 652 or 662 income in a manner that produces a different result than the amounts shown in column (e) of this form. For more information, get FTB Pub. 1100, Taxation of Nonresidents and Individuals Who Change Residency.

Line 3 through Line 12

You must report the amounts in column (c), adjustments, that are from **nonpassive** activities on the appropriate California form or schedule as explained in these instructions.

Report the amounts in column (d), total amounts using California law, that are from **passive** activities on the appropriate California form or schedule. Get form FTB 3801, Passive Activity Loss Limitations, to transfer those amounts and

to figure the amount of your passive activity loss limitation. Carry the passive activity amounts to the California form or schedule to figure your California adjustment amount. Enter this adjustment amount on the corresponding line on Schedule CA (540 or 540NR) only if there is a federal/California difference.

If there is no California form or schedule on which to compute your passive activity loss adjustment amount (i.e., rental loss from passive activities), you may figure the adjustment amount on the California Adjustment Worksheets in the instructions for form FTB 3801. Enter the total of your adjustments from these worksheets from all passive activities on Schedule CA (540 or 540NR), line 17, column B or line 17, column C, whichever is appropriate.

Line 1 – Interest

If you have an amount on Schedule K-1 (541), line 1, column (c), report this amount on Schedule CA (540 or 540NR), line 8, column B or column C, whichever is applicable.

Line 2 – Dividends

If you have an amount on Schedule K-1 (541), line 2, column (c), report this amount on Schedule CA (540 or 540NR), line 9, column B or column C, whichever is applicable.

Line 3 – Net capital gain or (loss)

If you have an amount on Schedule K-1 (541), line 3, column (d), report this amount on Schedule D (540 or 540NR), California Capital Gain or Loss Adjustment, line 2, column (d) or column (e), whichever is applicable.

If there is an attachment to Schedule K-1 (541) that reports the disposition of a passive activity, get form FTB 3801 for more information.

Line 5 – Other portfolio and nonbusiness income

If you have an amount on Schedule K-1 (541), line 5, column (c), report this amount on Schedule CA (540 or 540NR), line 17, column B or column C, whichever is applicable.

Line 6 through Line 8 – Ordinary business, net rental real estate, and other rental income

Read the instructions below before including any amounts shown on Schedule K-1 (541), line 6, on Schedule CA (540 or 540NR), line 17.

Passive activities: The deductions on line 6 may be subject to the passive loss limitation rules. In general, losses from passive activities are allowed only to the extent of income from passive activities.

If your passive activity deductions exceed your passive activity income, or you have passive activity losses from any other source, you must use form FTB 3801 to figure your losses allowed from all passive activities.

Line 9a through Line 9c – Depreciation, depletion, and amortization

Any directly apportionable deduction, such as depreciation, is treated by the beneficiary as having been incurred in the same activity as incurred by the estate or trust. The estate or trust should provide you with a schedule showing your share of directly apportionable deductions derived from each activity reported on line 5 through line 8.

Line 11a – Excess deductions on termination

If you have an amount on Schedule K-1 (541), line 11a, column (c), report this amount on Schedule CA (540 or 540NR), Part II, line 41 as a positive or a negative amount, whichever is applicable.

Line 11b – Capital loss carryover

If you have an amount on Schedule K-1 (541), line 11b, column (c) report the amount on Schedule D (540 or 540NR), line 6.

Line 11c and Line 11d – Net operating loss (NOL) carryover

Upon termination of a trust or decedent's estate, a beneficiary succeeding to its property is allowed to deduct any unused NOL (and any Alternative Minimum Tax (AMT) NOL) carryover for regular and AMT purposes if the carryover would be allowable to the estate or trust in a later tax year but for the termination.

For taxable years beginning on or after January 1, 2002, the NOL carryover computation for the California taxable income of a nonresident or part-year resident is no longer limited by the amount of net operating loss from all sources.

Line 12a – Adjustment for alternative minimum tax purposes

If you have an amount on Schedule K-1 (541), line 12, column (d), report this amount on Schedule P (540), Alternative Minimum Tax and Credit Limitations — Residents, or Schedule P (540NR), Alternative Minimum Tax and Credit Limitations — Nonresidents or Part-Year Residents, Part I, line 12, whichever is applicable.

Line 12b through Line 12d

- **Schedule P (540) filers:** Include any column (d) amount on Schedule P (540), Part I, line 12.
- **Schedule P (540NR) filers:** Include column (d) amounts on Schedule P (540NR), Part I, line 12, and report column (e) amounts in Part II, line 29 (f).

Line 12e – Exclusion items

Include any column (d) or column (e) amount on form FTB 3510, Credit for Prior Year Alternative Minimum Tax — Individuals or Fiduciaries, line 2.

Line 13a – Trust payments of estimated tax credited to you

Include on Form 540, California Resident Income Tax Return, line 72 or Long Form 540NR, California Nonresident or Part-Year Resident Income Tax Return, line 82, any estimated tax payments paid by the trust on your behalf.

Line 13b – Total withholding

Total withholding is the sum of your distributive share of taxes withheld from payments to the estate or trust by another entity (allocated to all beneficiaries according to their respective estate or trust interests) plus taxes withheld-at-source on you as a domestic or foreign nonresident beneficiary. If there is a pass-through withholding credit from another entity or taxes were withheld on you by the estate or trust, the estate or trust must provide you with a completed 2015 Form 592-B, Resident and Nonresident Withholding Tax Statement. Attach Form 592-B to the front of your California income tax return

to claim the amount withheld. The amount shown on Form 592-B should be reported on one of the following:

- Form 540, California Resident Income Tax Return, line 73.
- Long Form 540NR, California Nonresident or Part-Year Resident Income Tax Return, line 83.
- Form 541, California Fiduciary Income Tax Return, line 31.
- Form 109, California Exempt Organization Business Income Tax Return, line 17.
- Form 100, California Corporation Franchise or Income Tax Return, line 34.
- Form 100S, California S Corporation Franchise or Income Tax Return, line 33.

Schedule K-1 (541) is not used to claim the withholding credit. If the estate or trust is not on a calendar year, the amount on line 13b may not match the amount on Form 592-B because of the difference in accounting periods.

Line 13c – Taxes paid to other states

You may claim a credit against your individual income tax on your share of the net income tax paid to other states by the estate or trust. Get Schedule S, Other State Tax Credit.

Line 13d – Other credits

If applicable, the estate or trust will use this line, through an attached statement, to give you the information you need to compute credits related to a trade or business activity.

Credits that may be reported include the following:

- California Competes Tax Credit. Get form FTB 3531.
- California Motion Picture and Television Production Credit. Get form FTB 3541.
- College Access Tax Credit. Get form FTB 3592.
- Community Development Financial Institutions Investment Credit. Use credit code 209.
- Disabled Access Credit for Eligible Small Businesses. Get form FTB 3548.
- Donated Agricultural Products Transportation Credit. Get form FTB 3547.
- Donated Fresh Fruits or Vegetables Credit. Get form FTB 3811.
- Enhanced Oil Recovery Credit. Get form FTB 3546.
- Enterprise Zone Hiring Credit. Get form FTB 3805Z.
- Environmental Tax Credit. Get form FTB 3511.
- Local Agency Military Base Recovery Area Hiring Credit. Get form FTB 3807.
- Low Income Housing Credit. Get form FTB 3521.
- Manufacturing Enhancement Area Hiring Credit. Get form FTB 3808.
- Natural Heritage Preservation Credit. Get form FTB 3503.
- New Advanced Strategic Aircraft Credit. Use credit code 236.
- New Employment Credit. Get form FTB 3554.
- Prison Inmate Labor Credit. Get form FTB 3507.
- Research Credit. Get form FTB 3523.
- Targeted Tax Area Hiring Credit. Get form FTB 3809.

The passive activity limitations of IRC Section 469 may limit the amount of credits you may claim. Get form FTB 3801-CR, Passive Activity Credit Limitations.

Line 14a – Tax-exempt interest

Include any column (c) amount on Schedule CA (540 or 540NR), line 8, column B or column C, whichever is appropriate.

Line 14d – Other information

Report any column (c) amount on Schedule CA (540 or 540NR), line 17, column B or column C, whichever is appropriate.

If the estate or trust is claiming tax benefits from an Enterprise Zone (EZ) or Local Agency Military Base Recovery Area (LAMBRA), it will give you your distributive share of the business income, and business capital gains and losses included in business income, apportioned to the EZ or LAMBRA on this line. Get form FTB 3805Z, or form FTB 3807 to claim the NOL, credit, or business deduction from any of these economic development areas.

2015 Instructions for Schedule K-1 (541)

Beneficiary's Share of Income, Deductions, Credits, etc.

References in these instructions are to the Internal Revenue Code (IRC) as of **January 1, 2015**, and to the California Revenue and Taxation Code (R&TC).

General Information

Schedule K-1 Federal/State Line References

The California Schedule K-1 (541), Beneficiary's Share of Income, Deductions, Credits, etc., line items are formatted similar to the federal Schedule K-1 (Form 1041), Beneficiary's Share of Income, Deductions, Credits, etc. For more information, see the Schedule K-1 Federal/State Line References chart on page 35.

Round Cents to Dollars

Round cents to the nearest whole dollar. For example, round \$50.50 up to \$51 or round \$25.49 down to \$25.

A Purpose

The estate or trust uses Schedule K-1 (541) to report its beneficiary's share of the income, deductions, credits, etc.

B Who Must File

A fiduciary of the estate or trust (or one of the joint fiduciaries) must file a Schedule K-1 (541) for each beneficiary. A copy of each beneficiary's Schedule K-1 (541) must be attached to the Form 541, California Fiduciary Income Tax Return, filed with the Franchise Tax Board (FTB). The fiduciary also must give each beneficiary a copy of his or her respective Schedule K-1 (541) and a copy of the Beneficiary's Instructions for Schedule K-1 (541) or other prepared specific instructions. One copy of each Schedule K-1 (541) must be retained for the fiduciary's records.

C Penalty

The estate or trust will be charged a \$100 penalty for failure to provide a copy of each beneficiary's Schedule K-1 (541), unless reasonable cause is established for not providing it (California Revenue and Taxation Code (R&TC) Section 19183).

D Substitute Forms

If the estate or trust does not use an official FTB Schedule K-1 (541) or a software program with an FTB-approved Schedule K-1 (541), it must get approval from the FTB to use a substitute Schedule K-1 (541). Get FTB Pub. 1098, Annual Requirements and Specifications for the Development and Use of Substitute, Scannable, and Reproduced Tax Forms, for more information.

E Taxable Year

Beneficiary's taxable year. The beneficiary's income from the estate or trust must be included in the beneficiary's return for the taxable year in which the estate's or trust's taxable year ends.

Prior Year. Do not include in the beneficiary's income any amounts deducted on Form 541 for an earlier year that were credited or required to be distributed in that earlier year.

F Beneficiary's Income

If no special computations are required, use the following instructions to compute the beneficiary's income from the estate or trust.

California reporting requirements are the same as federal for:

- Income
- Character of income
- Allocation of deductions
- Allocation of credits
- Gifts and bequests

However, income of nonresidents from bank accounts, stocks, bonds, notes, and other intangible personal property is not income from sources in California unless one of the following applies 1) the property has acquired a business situs in California 2) orders with brokers have been placed so regularly as to constitute "doing business" (R&TC Section 17952).

Include on Schedule K-1 (541) column (e) only income from intangible property that is income from sources within California.

Attach a separate schedule to each beneficiary's Schedule K-1 (541) showing intangible income, such as interest, dividends, capital gains from the sale of stocks, bonds, etc., whose source is dependent upon the residence or commercial domicile of the beneficiary.

For nonresidents, income from a trade or business conducted within and outside California is apportioned or allocated to California in accordance with Cal. Code Regs., tit. 18, section 17951-4(c).

G Passive Activities

The limitations on passive activity losses and credits under IRC Section 469 apply to estates and trusts. Estates and trusts that distribute income to beneficiaries are allowed to allocate depreciation, depletion, and amortization deductions to beneficiaries. These deductions are called "directly allocable deductions."

If items of income (loss), deduction, or credit from more than one activity are reported on Schedule K-1 (541), the fiduciary must attach a statement to Schedule K-1 (541) for each passive activity.

H Nonresident Beneficiaries

If the beneficiary of an estate or trust was a nonresident of California for the estate's or trust's entire taxable year, California will only tax the beneficiary on income that is derived from California sources. If the beneficiary of an estate or trust is a resident of California for only part of the estate's or trust's taxable year, California will tax the beneficiary's share of the estate's or trust's income or loss in accordance with FTB Pub. 1100, Taxation of Nonresidents and Individuals Who Change Residency, and FTB Legal Ruling 2003-1. Where an estate or trust derives income from both within and outside California, it is necessary for the fiduciary to determine what portion of the beneficiary's share of income of the estate or trust is from within and outside California. The amounts derived from or attributable to income from sources within and outside California are to be properly allocated and reported on the Schedule K-1 (541).

Payments to nonresidents having a business or taxable situs in California are subject to withholding of taxes. For more information, get the 2015 instructions for Form 592, Resident and Nonresident Withholding Statement; Form 592-B, Resident and Nonresident Withholding Tax Statement; and Form 592-V, Payment Voucher for Resident and Nonresidents Withholding.

General Summary of Treatment for Sourcing Specific Nonbusiness Income Items

For California tax purposes:

- Compensation for personal services has a source where the services are performed.
- Interest and dividends generally have a source at the taxpayer's state of residence.
- Gains and losses from the sale or exchange of real and tangible personal property have a source where the property is located.
- Income from intangible personal property generally has a source at the taxpayer's state of residence.
- Rents and royalties have a source where the property is located.
- Pensions have a source where the services were performed. However, California does not impose a tax on qualified retirement income or pensions received by nonresidents on or after January 1, 1996.

Generally, income from a business, trade, or profession is sourced as follows:

- If the operations are conducted wholly within California, the income has a California source.
- If the operations within California are so separate and distinct from the operations outside of California that taxable income can be separately accounted for, only the income from within California must be included in California source income.
- If the trade or business carried on within California is an integral part of a unitary business carried on outside of California, the entire net income must be reported and apportioned or allocated in accordance with the provisions of the Uniform Division of Income for Tax Purposes Act as contained in R&TC Sections 25120 through 25139.

Partnership, limited liability company (LLC), and S corporation income (loss), is apportioned or allocated in the same manner as any other business. If the estate or trust is a partner, member, or S corporation shareholder in a business entity, income sourced to California is generally included in column (e) of Schedules K-1 (565, 568, or 100S), Partner's, Member's, or Shareholder's Share of Income, Deductions, Credits, etc. For more information, see Cal. Code Regs., tit. 18, section 17951-4 and related tax codes.

See Cal. Code Regs., tit. 18, sections 17951-1(c), 17951-2, and 17953 regarding taxability of distributions to nonresident beneficiaries.

For more information on California source income being distributed to a nonresident beneficiary, get Form 541 instructions, General Information R, Miscellaneous Items.

If the beneficiary of an estate or trust was a resident of California for the estate's or trust's entire taxable year, the beneficiary's share of the estate's or trust's income or loss for the taxable year is taxable to California.

I Internet Access

You can download, view, and print California tax forms and publications at ftb.ca.gov.

Specific Line Instructions

When completing the California Schedule K-1 (541) refer to the Federal/State Line References chart on page 35 that shows the specific line instructions between the federal Schedule K-1 (Form 1041) and the California Schedule K-1 (541).

The estate or trust is required to request and provide a proper identification number for each beneficiary. Enter the beneficiary's number on the respective Schedule K-1 (541) when the estate or trust files Form 541.

Individuals and business beneficiaries are responsible for giving the estate or trust their social security number or Individual Taxpayer Identification Number (ITIN), California corporation number, Secretary of State (SOS) file number, or federal employer identification number (FEIN) upon request.

The estate or trust may use federal Form W-9, Request for Taxpayer Identification Number and Certification, to request the beneficiary's identifying number.

Fiduciary's name, address

If there is more than one fiduciary or trustee, list all of the fiduciaries or trustees' names, addresses, and indicate if the fiduciary is a nonresident. If more space is needed, add an attachment. Include the estate's or trust's FEIN at the top of each separate attachment.

Columns (b), (c), (d), and (e)

In **column (b)**, enter the amounts from your federal Schedule K-1 (Form 1041).

In **column (c)**, enter adjustments resulting from differences between California and federal law for each specific line item.

In **column (d)**, enter the result of combining column (b) and column (c).

In **column (e)**, enter California source income and credits.

Line 1 – Enter in column (b) the amount from federal Schedule K-1 (Form 1041), line 1.

Line 2 – Enter in column (b) the amount from federal Schedule K-1 (Form 1041), line 2a.

Line 3 – Enter the combined amount from federal Schedule K-1 (Form 1041), line 3 and line 4a on line 3, column (b). Attach a statement to Schedule K-1 (541) listing gains or losses from the complete or partial disposition of a rental real estate or trade or business activity that is a passive activity.

Line 5 – Enter on line 5 the beneficiary's share of annuities, royalties, or any other income (before directly allocable deductions) that is not subject to any passive activity loss limitation rules at the beneficiary level. Use lines 6 through 8 to report income items subject to the passive activity rules at the beneficiary's level.

Line 6 through Line 8 – Enter the beneficiary's share of trade or business, rental real estate, and other rental income, minus allocable deductions (other than directly apportionable deductions). To assist the beneficiary in figuring any applicable passive activity loss limitations, also attach a separate schedule showing the beneficiary's share of income derived from each trade or business, rental real estate, and other rental activity.

Line 9a through line 9c – Enter the beneficiary's share of the depreciation and depletion deductions directly apportioned to each activity reported on line 5 through line 8. Itemize the beneficiary's share of the amortization deductions directly apportioned to each activity on line 5 through line 8. For more information, get the instructions for federal Schedule K-1 (Form 1041).

Line 11a through Line 11d – If this is the final return, enter on line 11 the beneficiary's share of any of the following:

- Excess deductions on termination (follow the instructions for federal Form 1041, U.S. Income Tax Return for Estates and Trusts)
- Capital loss carryover
- Unused net operating loss (NOL) carryover for both regular and alternative minimum tax, if the NOL carryover would be allowed to the estate or trust in a later year but for termination

Note: No deduction is allowed for estate taxes.

Net Operating Loss (NOL)

For more information, get form FTB 3805V, Net Operating Loss (NOL) Computation and NOL and Disaster Loss Limitations – Individuals, Estates, and Trusts.

Line 12a – Enter the beneficiary's share of the adjustment for minimum tax purposes. To figure the adjustment, subtract the beneficiary's share of the income distribution deduction figured on Form 541, Schedule B, line 15, from the beneficiary's share of the income distribution deduction on an alternative minimum tax basis figured on Schedule P (541), Alternative Minimum Tax and Credit Limitations – Fiduciaries, Part II, line 15. The difference is the beneficiary's share of the adjustment for minimum tax purposes.

An estate or trust cannot pass through the alternative minimum taxable income (AMTI) exclusion to the beneficiary. The fiduciary for the estate or trust must recalculate Schedule P (541), by leaving Part I, line 7b blank. This will eliminate the effect of the AMTI exclusion but allow other items of adjustment or tax preference to be passed through to the beneficiary. The recalculated amount on Schedule P (541), Part I, line 10, must be entered on Schedule K-1 (541), line 12a, column (d).

Line 12b through Line 12e – Enter the amounts from Schedule P (541), line 4. Get the instructions for federal Schedule K-1 (Form 1041) for more information.

Line 13 and Line 14 – Enter the beneficiary's trust payments, withholding, taxes paid to other states, and/or other credits. Attach a separate sheet for each item reported on line 13a-d and line 14a showing the computation. Items that must be reported on these lines include the allocable share, if any, of items listed on line 13a through line 14a.

Line 13a – Enter the beneficiary's share of estimated payment credited.

Form 541-T, California Allocation of Estimated Tax Payments to Beneficiaries, **must be** submitted in order for the beneficiary to receive credit for the payments.

Line 13b – If the fiduciary withheld taxes at source for a domestic or foreign nonresident beneficiary, if there is a pass-through withholding credit from another entity, or backup withholding, the fiduciary must provide each affected beneficiary (including California residents), a completed Form 592-B. The fiduciary and beneficiaries must attach Form 592-B to the front of their California tax return to claim the withholding amounts. Schedule K-1 (541) may not be used to claim the withholding credit.

Line 13c – Enter taxes paid to other states reported on Schedule S, Other State Tax Credit.

Attach a copy of the return filed with the other state, evidence of payment, and a copy of Schedule S to verify the amount of tax paid.

Line 13d – Enter on an attached schedule each beneficiary's allocable share of any credit or credit information that is related to a trade or business activity.

Line 14a – Enter tax-exempt interest received by the estate or trust. Include exempt-interest dividends received as a shareholder in a mutual fund or other regulated investment company.

Line 14d – Enter any other item that is not included. The estate or trust may need to report supplemental information that is not specifically requested on the Schedule K-1 (541) separately to each beneficiary.

If the estate or trust claims tax benefits from an Enterprise Zone (EZ), Local Agency Military Base Recovery Area (LAMBRA), Manufacturing Enhancement Area (MEA), or Targeted Tax Area (TTA), it should give the beneficiaries their distributive share of the business income and business capital gain or loss apportioned to the EZ, LAMBRA, MEA, or TTA on this line.

SCHEDULE K-1 FEDERAL/STATE LINE REFERENCES

The following chart cross-references the line items on the federal Schedule K-1 (Form 1041), Beneficiary's Share of Income, Deductions, Credits, etc. to the appropriate line items on the California Schedule K-1 (541), Beneficiary's Share of Income, Deductions, Credits, etc. For more information, see the Specific Line Instructions for Schedule K-1 (541) and the Beneficiary's Instructions for Schedule K-1 (541).

Federal Schedule K-1 (Form 1041)			CA Schedule K-1 (541)	
Box	Code	Items	Line	Items
1		Interest income	1	Interest
2a		Ordinary dividends	2	Dividends (ordinary and qualified)
2b		Qualified dividends		<i>Not applicable</i>
3		Net short-term capital gain	3	Net capital gain or (loss)
4a		Net long-term capital gain	3	Net capital gain or (loss)
4b		28% rate gain		<i>Not applicable</i>
4c		Unrecaptured Section 1250 gain		<i>Not applicable</i>
5		Other portfolio and nonbusiness income	5	Other portfolio and nonbusiness income
6		Ordinary business income	6	Ordinary business income
7		Net rental real estate income	7	Net rental real estate income
8		Other rental income	8	Other rental income
9	A	Depreciation	9a	Depreciation
	B	Depletion	9b	Depletion
	C	Amortization	9c	Amortization
10		Estate tax deduction	10	<i>Not applicable</i>
11	A	Excess deductions	11a	Excess deduction on termination (Attach computation)
	B	Short-term capital loss carryover	11b	Capital loss carryover
	C	Long-term capital loss carryover		<i>Not applicable</i>
	D	NOL carryover – regular tax	11c	NOL carryover for regular tax purposes
	E	NOL carryover – minimum tax	11d	NOL carryover for alternative minimum tax purposes
12	A	Adjustment for minimum tax purposes	12a	Adjustment for alternative minimum tax purposes
	B-F	AMT adjustments		<i>Not applicable</i>
	G	Accelerated depreciation	12b	Accelerated depreciation
	H	Depletion	12c	Depletion
	I	Amortization	12d	Amortization
	J	Exclusion items	12e	Exclusion items
13	A	Credit for estimated taxes	13a	Trust payments of estimated tax credited to beneficiary
	B-R	Federal credits		<i>Not applicable</i>
		<i>Not applicable</i>	13b	Total withholding (equals amount on Form 592-B, if calendar year)
		<i>Not applicable</i>	13c	Taxes paid to other states. Attach Schedule S
			13d	Other California credits. Attach schedule
14	A	Tax-exempt interest	14a	Tax-exempt interest
	B	Foreign taxes		<i>Not applicable</i>
	C	Qualified production activities income		<i>Not applicable</i>
	D	Form W-2 wages		<i>Not applicable</i>
	E	Net investment income	14b	Net investment income
	F	Gross farm and fishing income	14c	Gross farm and fishing income
	G	Foreign trading gross receipts (IR C 942(a))		<i>Not applicable</i>
	H	Adjustment for section 1411 net investment income or deductions		<i>Not applicable</i>
	I	Other information	14d	Other information (See instructions)

541-ES Form 1 at bottom of page

✂ DETACH HERE _____ IF NO PAYMENT IS DUE, DO NOT MAIL THIS FORM _____ DETACH HERE ✂

TAXABLE YEAR

CALIFORNIA FORM

2016

Estimated Tax for Fiduciaries

File and Pay by April 18, 2016

541-ES

Fiscal year filers, enter year ending: month _____ year _____

Name of estate or trust

FEIN

Name and title of fiduciary

Address (number and street, suite, PO box, or PMB no.)

City

State

ZIP code

**Payment
Form
1**

If no amount is due, do not mail this form.

Amount of payment

Using black or blue ink, make a check or money order payable to the "Franchise Tax Board." Write the FEIN and "2016 Form 541-ES" on it. Do not combine this payment with payment of your tax due for 2015. Mail this form and your check or money order to: FRANCHISE TAX BOARD, PO BOX 942867, SACRAMENTO CA 94267-0008

00

2016 Estimated Tax for Fiduciaries

File and Pay by June 15, 2016

541-ES

Fiscal year filers, enter year ending: month _____ year _____

Name of estate or trust	FEIN
-------------------------	------

Name and title of fiduciary

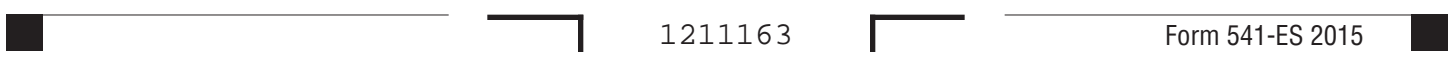
Address (number and street, suite, PO box, or PMB no.)

City	State	ZIP code	Payment Form 2
------	-------	----------	-----------------------

If no amount is due, do not mail this form. Amount of payment

Using black or blue ink, make a check or money order payable to the "Franchise Tax Board." Write the FEIN and "2016 Form 541-ES" on it. **Do not combine this payment with payment of your tax due for 2015.** Mail this form and your check or money order to: **FRANCHISE TAX BOARD, PO BOX 942867, SACRAMENTO CA 94267-0008**

_____ 00



✂ DETACH HERE _____ IF NO PAYMENT IS DUE, DO NOT MAIL THIS FORM _____ DETACH HERE ✂

2016 Estimated Tax for Fiduciaries

File and Pay by Sept. 15, 2016

541-ES

Fiscal year filers, enter year ending: month _____ year _____

Name of estate or trust	FEIN
-------------------------	------

Name and title of fiduciary

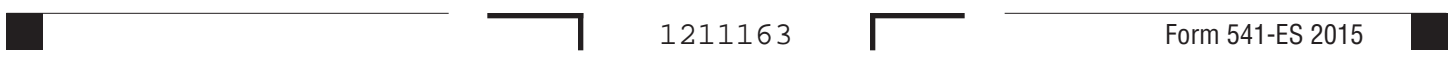
Address (number and street, suite, PO box, or PMB no.)

City	State	ZIP code	Payment Form 3
------	-------	----------	-----------------------

If no amount is due, do not mail this form. Amount of payment

Using black or blue ink, make a check or money order payable to the "Franchise Tax Board." Write the FEIN and "2016 Form 541-ES" on it. **Do not combine this payment with payment of your tax due for 2015.** Mail this form and your check or money order to: **FRANCHISE TAX BOARD, PO BOX 942867, SACRAMENTO CA 94267-0008**

_____ 00



✂ DETACH HERE _____ IF NO PAYMENT IS DUE, DO NOT MAIL THIS FORM _____ DETACH HERE ✂

2016 Estimated Tax for Fiduciaries

File and Pay by Jan. 17, 2017

541-ES

Fiscal year filers, enter year ending: month _____ year _____

Name of estate or trust	FEIN
-------------------------	------

Name and title of fiduciary


Address (number and street, suite, PO box, or PMB no.)

City	State	ZIP code	Payment Form 4
------	-------	----------	-----------------------

If no amount is due, do not mail this form. Amount of payment

Using black or blue ink, make a check or money order payable to the "Franchise Tax Board." Write the FEIN and "2016 Form 541-ES" on it. **Do not combine this payment with payment of your tax due for 2015.** Mail this form and your check or money order to: **FRANCHISE TAX BOARD, PO BOX 942867, SACRAMENTO CA 94267-0008**

_____ 00



THIS PAGE INTENTIONALLY LEFT BLANK

Visit our website:

ftb.ca.gov

2016 Instructions for Form 541-ES

Estimated Tax For Fiduciaries

References in these instructions are to the Internal Revenue Code (IRC) as of **January 1, 2015**, and to the California Revenue and Taxation Code (R&TC).

General Information

Installment Payments. Estimated tax payments shall be paid in the following percentages of the required annual payment:

- 1st Payment – 30%
- 2nd Payment – 40%
- 3rd Payment – 0%
- 4th Payment – 30%

Estates and trusts with a tax liability less than \$500 do not need to make estimated tax payments.

A Purpose

Use Form 541-ES, Estimated Tax For Fiduciaries, to figure and pay estimated tax for an estate or trust. Estimated tax is the amount of tax the fiduciary of an estate or trust expects to owe for the year.

B Who Must Make Estimated Tax Payments

Generally, a fiduciary of an estate or trust must make 2016 estimated tax payments if the estate or trust expects to owe at least \$500 in tax for 2016 (after subtracting withholding and credits).

A fiduciary of an estate or trust is **not** required to make 2016 estimated tax payments if one of the following applies:

- 100% of the tax shown on the 2015 tax return including alternative minimum tax (AMT) was paid by withholding.
- 90% of the tax shown on the 2016 tax return will be paid by withholding.
- It is a decedent's estate for any taxable year ending before the date that is two years after the decedent's death.
- It is a trust that was treated as owned by the decedent and if the trust will receive the residue of the decedent's estate under the will (or if no will is admitted to probate, the trust is primarily responsible for paying debts, taxes, and expenses of administration) for any taxable year ending before the date that is two years after the decedent's death.

Required Annual Estimated Tax Payment

Adjusted Gross Income (AGI) \$150,000 or less.

Estates and trusts required to make estimated tax payments and whose 2015 AGI is \$150,000 or less, must figure their estimated tax based on the lesser of 100% of the tax for 2015 or 90% of the tax for 2016, including AMT. This rule does not apply to farmers or fishermen.

AGI greater than \$150,000. Estates and trusts required to make estimated tax payments and whose 2015 AGI is more than \$150,000 must figure their estimated tax based on the lesser of 110% of the tax for 2015 or 90% of the tax for 2016, including AMT. This rule does not apply to farmers or fishermen.

AGI \$1,000,000 or more. Estates and trusts with a 2016 AGI equal to or greater than \$1,000,000 must figure their estimated tax based on 90% of the tax for 2016. This rule does not apply to farmers or fishermen.

If the estate or trust must make estimated tax payments, use the Estimated Tax Worksheet on the next page to figure the amount owed.

Real Estate Mortgage Investment Conduit (REMIC) trusts are not required to make estimated payments.

Tax-exempt trusts and nonexempt charitable trusts described in IRC Section 4947(a)(1) should use Form 100-ES, Corporation Estimated Tax.

C When to Make Estimated Tax Payments

For estimated tax purposes, the year is divided into four payment periods. Each period has a specific payment due date. If an estate or trust does not pay enough tax by the due date of each payment, it may be charged a penalty even if it is due a refund when it files its income tax return.

The estimated tax payment dates are shown below:

1st Payment	April 15, 2016
2nd Payment	June 15, 2016
3rd Payment	September 15, 2016
4th Payment	January 15, 2017

If the due date falls on a weekend or holiday, the deadline to file and pay without penalty is extended to the next business day.

Due to the Emancipation Day holiday on April 15, 2016, tax returns filed and payments mailed or submitted on April 18, 2016, will be considered timely.

Filing an Early Tax Return in Place of the 4th Installment. If an estate or trust files its 2016 tax return by February 1, 2017, and pays the entire balance due, it does not have to make its last estimated tax payment.

Annualization Option. If the estate or trust does not receive its taxable income evenly during the year, it may be to its advantage to annualize the income. This method allows matching estimated tax payments to the actual period when income was earned. Use the annualization schedule included with 2015 form FTB 5805, Underpayment of Estimated Tax by Individuals and Fiduciaries.

Farmers and Fishermen. If at least 2/3 of gross income for 2015 or 2016 is from farming or fishing, the estate or trust may apply one of the following:

- Pay the total estimated tax by January 17, 2017.
- File Form 541, California Fiduciary Income Tax Return, for 2016 on or before March 1, 2017, and pay the total tax due. In this case, estimated tax payments are not due for 2016. Enclose form FTB 5805F, Underpayment of Estimated Tax by Farmers and Fishermen, with Form 541.

Fiscal Year Filers. If the estate or trust files on a fiscal year basis, the due dates will be the 15th day of the 4th, 6th, and 9th months of the fiscal year and the 1st month of the following fiscal year.

Mental Health Services Tax. If the estate's or trust's taxable income is more than \$1,000,000, compute the Mental Health Services Tax. Income from an Electing Small Business Trust (ESBT) is also subject to the Mental Health Services Tax.

Mental Health Services Tax Worksheet

Use whole dollars only.

A. Taxable income from Form 541 line 20a	_____
B. ESBT taxable income from Form 541 line 20b	_____
C. Add line A and line B	_____
D. Less	\$(1,000,000)
E. Subtotal	_____
F. Tax rate – 1%	x .01
G. Mental Health Services Tax – Multiply line E by line F. Enter the amount here and on line 10 of the 2016 Estimated Tax Worksheet on the next page	_____

D How to Use Form 541-ES

Use the Estimated Tax Worksheet on the next page and the 2015 Form 541 tax return as a guide for figuring the 2016 estimated tax payment.

There is a separate payment form for each due date. Use the form with the correct file and pay dates.

Fill in Form 541-ES:

1. Using black or blue ink, print the estate's or trust's name, the fiduciary's name and title, address, and the estate's or trust's federal employer identification number (FEIN) in the space provided on Form 541-ES. If the estate's or trust's name or address is too long to fit in the provided spaces, **do not** shorten the name or address. Instead, ignore the combed lines and fit the information in the space provided.

Include the Private Mail Box (PMB) in the address field. Write "PMB" first, then the box number. Example: 111 Main Street PMB 123.

2. Enter on the payment line of the form only the amount of the current payment. When making payments of estimated tax, be sure to take into account any previous year's overpayment to be credited against the current year's tax, but **do not** include the overpayment amount in the payment amount.
3. If part of the estimated tax is to be allocated to the beneficiaries per IRC Section 643(g), enclose a copy of Form 541-T, California Allocation of Estimated Tax Payments to Beneficiaries, to Form 541-ES.
4. Using black or blue ink, make a check or money order payable to the "**Franchise Tax Board**." Write the FEIN and "2016 Form 541-ES" on the check or money order. Enclose, but **do not** staple the payment with Form 541-ES and mail to:

FRANCHISE TAX BOARD
PO BOX 942867
SACRAMENTO CA 94267-0008

Make all checks or money orders payable in U.S. dollars and drawn against a U.S. financial institution.

5. Keep a record of the payment.

6. **Fiscal year filers:** Fill in the month and year-end information at the top of the form.

E Failure to Make Estimated Tax Payments

If the estate or trust is required to make estimated tax payments and does not, or if it underpays any installment, a penalty will be assessed for that portion of estimated tax that was underpaid

from the due date of the installment to the date of payment or the due date of the tax return, whichever is earlier. For more information, get 2015 form FTB 5805.

F Other Information

Filing 541-ES on Magnetic Media. Fiduciaries that make estimated tax payments for more than 200 taxable trusts may submit the estimated tax information on magnetic media or composite listing. For additional information, our general service is available from within the United States 800.852.5711 or from outside the United States 916.845.6500.

Telephone assistance is available year-round from 7 a.m. until 5 p.m. Monday through Friday. We may modify these hours without notice to meet operational needs.

Internet Access. You can download, view, and print California tax forms and publications at ftb.ca.gov.

Access other California state agency websites at ca.gov.

2016 Estimated Tax Worksheet. Do not file. Keep this worksheet for your records.

1	Enter the estimated amount of adjusted total income you expect in 2016	1	_____	00
2	Enter income distribution deduction.	2	_____	00
3	Taxable income of fiduciary. Subtract line 2 from line 1	3	_____	00
4	Tax. Figure the tax on the amount on line 3 by using the 2015 tax rate schedule.	4	_____	00
5	Additional taxes from: form FTB 5870A, Tax on Accumulation Distribution of Trusts; IRC Section 453A tax, relating to certain dispositions under the installment method; and, IRC Section 641(c) tax on income attributable to S corporation stock held by an Electing Small Business Trust (ESBT)	5	_____	00
6	Total. Add line 4 and line 5	6	_____	00
7	Credits. See the instructions for Form 541 for more information about credits you may claim	7	_____	00
8	Total. Subtract line 7 from line 6.	8	_____	00
9	Alternative Minimum Tax. See Schedule P (541)	9	_____	00
10	Mental Health Services Tax Worksheet, line G	10	_____	00
11	Enter the total of line 8, line 9, and line 10	11	_____	00
12	a Multiply line 11 by 90% (.90). Farmers and fishermen multiply line 11 by 66 2/3% (.6667) 12a		_____	00
	b Enter 100% of the tax shown on your 2015 Form 541, line 28, or 110% (1.10) of that amount if the estate's or trust's AGI on the 2015 Form 541 is more than \$150,000, and if less than 2/3 of gross income for 2015 or 2016 is from farming or fishing. 12b		_____	00
	c Enter the lesser of line 12a or line 12b. If the 2016 AGI is \$1,000,000 or greater, enter the amount from line 12a. 12c		_____	00
13	California income tax withheld and estimated to be withheld during 2016.	13	_____	00
14	Estimated tax. Subtract line 13 from line 12c. If less than \$500, no payment is required	14	_____	00
15	Multiply line 14 by 30% (.30). Enter the amount on the 1st and 4th installment of your Form 541-ES. Multiply the amount on line 14 by 40% (.40). Enter the result on the 2nd installment of your Form 541-ES. See the instructions if income will be earned at an uneven rate during the year. If the amount is zero, do not mail this form.			

2015

California Allocation of Estimated Tax Payments to Beneficiaries

541-T

For calendar year 2015 or fiscal year beginning (mm/dd/yyyy) and ending (mm/dd/yyyy)

Name of estate or trust FEIN

Name and title of fiduciary

Additional information (see instructions)

Street address of fiduciary (number and street) or PO box Apt. no./ste. no. PMB/private mailbox

City State ZIP code

Foreign country name Foreign province/state/county Foreign postal code

Calendar year trusts: File this form no later than March 7, 2016.

If you are filing this form for the final year of the estate or trust, check this box.

1 Total amount of estimated taxes to be allocated to beneficiaries \$

2 Allocation to beneficiaries:

Table with 5 columns: (a) No., (b) Beneficiary's name and address, (c) Beneficiary's SSN/ITIN or FEIN, (d) Amount of estimated tax payment allocated to beneficiary, (e) Proration percentage. Rows 1-10.

3 Total from additional sheets 3

4 Total amounts allocated. (Must equal line 1, above) 4

Sign Here

To learn about your privacy rights, how we may use your information, and the consequences for not providing the requested information, go to ftb.ca.gov and search for privacy notice. To request this notice by mail, call 800.852.5711.

Under penalties of perjury, I declare that I have examined this allocation, including accompanying schedules and statements, and to the best of my knowledge and belief, it is true, correct, and complete. Declaration of preparer (other than taxpayer) is based on all information of which preparer has any knowledge.

Signature of fiduciary or officer representing fiduciary Date

Telephone ()

X

2015 Instructions for Form 541-T

California Allocation of Estimated Tax Payments to Beneficiaries

References in these instructions are to the Internal Revenue Code (IRC) as of **January 1, 2015**, and to the California Revenue and Taxation Code (R&TC).

General Instructions

Registered Domestic Partners (RDP)

For purposes of California income tax, references to a spouse, husband, or wife also refer to a California RDP, unless otherwise specified. When we use the initials RDP they refer to both a California registered domestic "partner" and a California registered domestic "partnership," as applicable. For more information on RDPs, get FTB Pub. 737, Tax Information for Registered Domestic Partners.

Additional Information

Use the Additional Information field for "In-Care-Of" name and other supplemental address information only.

Foreign Address

If the estate or trust has a foreign address, follow the country's practice for entering the city, county, province, state, country, and postal code, as applicable, in the appropriate boxes. **Do not** abbreviate the country name.

A Purpose

A trust or, for its final year, a decedent's estate may elect under California Revenue and Taxation Code Section 17731 and Internal Revenue Code Section 643(g) to have any part of its estimated tax payments treated as made by a beneficiary or beneficiaries. The trustee or fiduciary files Form 541-T, California Allocation of Estimated Tax Payments to Beneficiaries, to make the election. Once made, the election is irrevocable.

Do not distribute resident and nonresident real estate withholding, or backup withholding to beneficiaries on Form 541-T. Use Form 592, Resident and Nonresident Withholding Statement, and Form 592-B, Resident and Nonresident Withholding Tax Statement, to allocate withholding.

B How to File

File Form 541-T separately from Form 541, California Fiduciary Income Tax Return. **Do not attach Form 541-T to Form 541.**

C Where to File

Mail Form 541-T to:

FRANCHISE TAX BOARD
PO BOX 942840
SACRAMENTO CA 94240-0001

D When to File

For the election to be valid, a trust or decedent's estate must file Form 541-T by the 65th day after the close of the taxable year as shown at the top of the form. For a calendar year trust, the due date is on or before **March 5, 2016**.

If the due date falls on a weekend or holiday, the deadline to file is extended to the next business day.

E Period Covered

File Form 541-T for calendar year 2015 and fiscal years beginning in 2015. If the form is for a fiscal year or a short year, enter the taxable year in the space at the top of the form.

F Internet Access

You can download, view, and print California tax forms and publications at ftb.ca.gov.

Access other California state agency websites at ca.gov.

Specific Line Instructions

Line 1

Enter the amount of the estimated tax payments made by the trust or decedent's estate that the fiduciary elects to treat as a payment made by the beneficiaries. This amount is treated as if paid or credited to the beneficiaries on the last day of the taxable year of the trust or decedent's estate. Be sure to include the amount on Form 541, Schedule B, Income Distribution Deduction, line 10.

Line 2

Column (b) – Beneficiary's name and address

Group the beneficiaries to whom you are allocating estimated tax payments into two categories. In the first category, list all the individual beneficiaries who have a social security number (SSN) or individual taxpayer identification number (ITIN). In the second category, list all the other beneficiaries.

Column (c) – Beneficiary's identifying number

For each beneficiary who is an individual, enter the SSN or ITIN. For all other entities, enter the federal employer identification number (FEIN). Failure to enter a valid SSN/ITIN or FEIN may cause a delay in processing and could result in the imposition of penalties on the beneficiary. For those beneficiaries who file a joint income tax return, you can assist the Franchise Tax Board in crediting the proper account by providing the SSN or ITIN, if known, of the beneficiary's spouse/RDP. However, this is an optional entry.

Column (d) – Amount of estimated tax payment allocated to beneficiary

For each beneficiary, enter this amount on Schedule K-1 (541), Beneficiary's Share of Income, Deductions, Credits, etc., line 13a.

Column (e) – Proration percentage

For each listed beneficiary, divide the amount shown in column (d) by the amount shown on line 1 and enter the result as a percentage.

Line 3

If you are allocating a payment of estimated tax to more than 10 beneficiaries, list the additional beneficiaries on an attached sheet that follows the format of line 2. Enter on line 3 the total from the attached sheets. Include the fiduciary name and SSN/ITIN or FEIN on the attached sheets.

2015 Instructions for Form FTB 3563

Payment for Automatic Extension for Fiduciaries

General Information

California does not require filing written extensions. If the fiduciary cannot file Form 541, California Fiduciary Income Tax Return, or Form 541-QFT, California Income Tax Return for Qualified Funeral Trusts, by the due date, the fiduciary is granted an automatic six-month extension. If the tax return is filed by the 15th day of the 10th month following the close of the taxable year (fiscal year) or by October 15, 2016 (calendar year), the extension will apply.

If the due date falls on a weekend or holiday, the deadline to file and pay without penalty is extended to the next business day.

Use form FTB 3563, Payment for Automatic Extension for Fiduciaries, if both of the following apply:

- The fiduciary cannot file Form 541 or Form 541-QFT by the original due date.
- Tax is owed for 2015.

Use the worksheet below to determine if tax is owed.

- If **tax is not owed**, do not complete or mail this form.
- If **tax is owed**, complete the fiduciary's check or money order and payment form below, using black or blue ink, and mail both to the Franchise Tax Board (FTB) by the 15th day of the 4th month following the close of the taxable year (fiscal year) or April 15, 2016 (calendar year), to avoid late payment penalty and interest.

Due to the Emancipation Day holiday on April 16, 2016, tax returns filed and payments mailed or submitted on April 18, 2016, will be considered timely.

Make all checks and money orders payable in U.S. dollars and drawn against a U.S. financial institution.

Nonexempt charitable trusts as described in Internal Revenue Code Section 4947(a)(1), exempt pension trusts, and simple trusts (that have a letter from the FTB authorizing the exempt status) use form FTB 3539, Payment for Automatic Extension for Corporations and Exempt Organizations.

Penalties and Interest

If the fiduciary fails to pay its total tax liability by the original due date of the tax return, the entity will incur a late payment penalty plus interest. To avoid late payment penalties and interest, the fiduciary must pay its tax liability by the 15th day of the 4th month, following the close of the taxable year. We may waive the late payment penalty based on reasonable cause. Reasonable cause is presumed when 90% of the tax shown on the tax return is paid by the original due date of the tax return. However, the imposition of interest is mandatory. If after the tax return's due date has passed, the estate or trust finds that its estimate of tax due was too low, the estate or trust should pay the additional tax as soon as possible to avoid or minimize further accumulation of penalties and interest. Pay the estimated additional tax with another form FTB 3563.

If the estate's or trust's fiduciary tax return is not filed by the 15th day of the 10th month following the close of the taxable year, the automatic extension will not apply and a late filing penalty and interest will be assessed from the original due date of the tax return.

TAX PAYMENT WORKSHEET FOR YOUR RECORDS

1 Total tax the estate or trust expects to owe. This is the amount you expect to enter on Form 541, line 28 or Form 541-QFT, line 28	1	00
2 Payments and credits:		
a California income tax withheld	2a	00
b California estimated tax payments and amount applied from the 2014 Form 541 or Form 541-QFT	2b	00
c Other payments and credits, including any tax payments made with any previous form FTB 3563	2c	00
3 Total tax payments and credits. Add line 2a, line 2b, and line 2c	3	00
4 Tax due. Subtract line 3 from line 1	4	00

- If the amount on line 3 is more than the amount on line 1, the estate or trust has no tax due. **Do not mail this form.**
- If the amount on line 1 is more than the amount on line 3, this is the estate's or trust's tax due. Enter the result on line 4 and on the "Amount of payment" line on the form FTB 3563 below. Using black or blue ink, make a check or money order payable to the "Franchise Tax Board," and write the federal employer identification number (FEIN) and "2015 FTB 3563" on it. Enclose, but **do not** staple, your payment to form FTB 3563 and mail both to: **FRANCHISE TAX BOARD, PO BOX 942867, SACRAMENTO CA 94267-0008**

Save the completed worksheet as a permanent part of the estate's or trust's tax records along with the copy of the tax return.

✂ DETACH HERE _____ IF NO PAYMENT IS DUE, DO NOT MAIL THIS FORM _____ DETACH HERE ✂

(Calendar year – File and Pay by April 18, 2016) (Fiscal year filers – See instructions)

TAXABLE YEAR	Payment for Automatic Extension for Fiduciaries	CALIFORNIA FORM
2015		3563 (541)

For calendar year 2015 or fiscal year beginning (mm/dd/yyyy) _____, and ending (mm/dd/yyyy) _____.

Name of estate or trust	FEIN
-------------------------	------

Name and title of fiduciary _____

Address (number and street, suite, PO box, or PMB no.) _____

City _____ State _____ ZIP code _____

IF PAYMENT IS DUE, MAIL TO:

FRANCHISE TAX BOARD
PO BOX 942867
SACRAMENTO CA 94267-0008

If amount of payment is zero, do not mail form } ▶

Amount of payment	00
-------------------	----

How to Get California Tax Information

Where to Get Tax Forms and Publications

By Internet – You can download, view, and print California tax forms and publications at ftb.ca.gov.

By Phone – To order California forms use our automated phone service (below) or call our general phone service.

In Person – Most libraries have forms and schedules to photocopy (a nominal fee may apply).

Note: Employees at libraries and post offices cannot provide tax information or assistance.

By Mail – Write to:

TAX FORMS REQUEST UNIT
FRANCHISE TAX BOARD
PO BOX 307
RANCHO CORDOVA CA 95741-0307

Automated Phone Service

If your current address is on file, you can order California tax forms and publications, 24 hours a day, 7 days a week, at no charge. Call 800.338.0505, select “**Personal Income Tax**” then select “**Forms and Publications**.” Follow the recorded instructions and enter the 3-digit code, listed below, when prompted.

Allow two weeks to receive your order. If you live outside California, allow three weeks to receive your order.

Code California Forms and Publications:

- 904 Form 541, Booklet Fiduciary Income Tax Booklet
- 905 Schedule K-1 (541), Beneficiary’s Share of Income, Deductions, Credits, etc.
- 906 Form 541 ES, Estimated Tax for Fiduciaries
- 943 FTB 4058, California Taxpayer’s Bill of Rights

General Phone Service

Telephone assistance is available year-round from 7 a.m. until 5 p.m. Monday through Friday, except holidays. Hours are subject to change.

Telephone: 800.852.5711 from within the United States
916.845.6500 from outside the United States
800.829.1040 for federal tax questions, call the IRS
TTY/TDD: 800.822.6268 for persons with hearing or speech impairments

Asistencia en español

Asistencia telefónica está disponible durante todo el año desde las 7 a.m. hasta las 5 p.m. de lunes a viernes, excepto días feriados. Las horas están sujetas a cambios.

Teléfono: 800.852.5711 dentro de los Estados Unidos
916.845.6500 fuera de los Estados Unidos
800.829.1040 para preguntas sobre impuestos federales, llame al IRS
TTY/TDD: 800.822.6268 para personas con discapacidades auditivas o del habla

Letters

If you write to us, be sure your letter includes your federal employer identification number (FEIN), and your daytime and evening telephone numbers. Send your letter to:

FRANCHISE TAX BOARD
PO BOX 942840
SACRAMENTO CA 94240-0040

We will respond to your letter within ten weeks. In some cases we may need to call you for additional information.

Do not attach correspondence to your tax return unless it relates to an item on your tax return.

Your Rights As A Taxpayer

The FTB’s goals include making certain that your rights are protected so that you have the highest confidence in the integrity, efficiency, and fairness of our state tax system. FTB 4058, California Taxpayers’ Bill of Rights, includes information on your rights as a California taxpayer, the Taxpayers’ Rights Advocate Program, and how you request written advice from the FTB on whether a particular transaction is taxable. See “Where to Get Tax Forms and Publications,” on this page.

